

# **Parental controls guide**

# Fortnite: Battle Royale

## Parental Controls Guide

### Parental Controls information

#### Type of guide

Gaming consoles and platforms

---

#### Features and Benefits

If your child loves gaming, there's a chance you've heard of Fortnite. Fortnite offers a range of parental controls to help you control what a player can see and do within the game. In addition to the controls within Fortnite, there are additional controls available on Playstation 4, Xbox One, Nintendo Switch, and iOS.

---

#### What specific content can I restrict?



Calls & Texts



Chatting



Inappropriate content



Parental control



Privacy and identity theft

---

#### What do I need?

The Fortnite Battle Royale game and a PlayStation 4 or 5

# Fortnite: Battle Royale

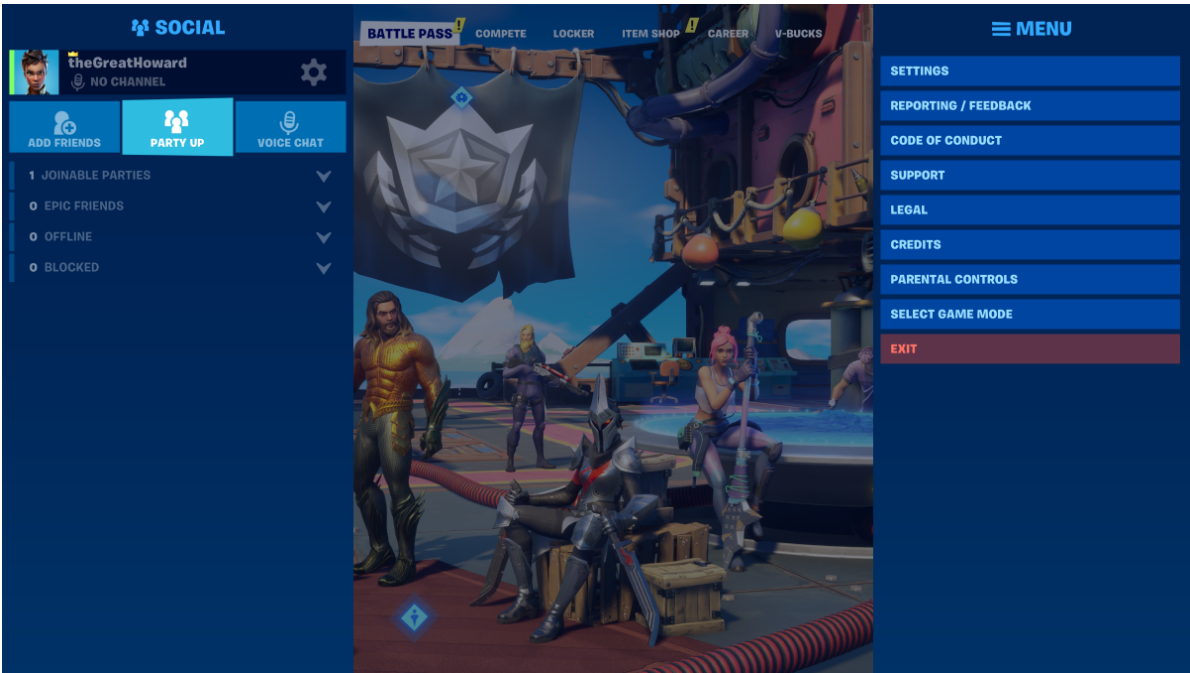
## Parental Controls Guide

### Step by step guide

1

Set Parental Controls Launch Fortnite on your platform of choice. Open the menu in the upper right of the screen. Select 'Parental Controls'. You will be asked to confirm the email address linked to the account. If no email address is linked to the account you will be asked to link one. Set a unique six-digit PIN. This PIN will be required to change parental controls in the future, so make sure to set a PIN that is different from other PINs you use and is easy to remember. You can change the PIN from the account settings, but doing so will require the current PIN. You will be able to recover a lost PIN by contacting player support. Set the parental controls that you wish to have enabled or disabled. Use the 'Save' button to save your selection.

1



## PLAYER SUPPORT

# PARENTAL CONTROLS

### CUSTOM SETTINGS

Filter Mature Language	◀	On	▶
Auto Decline Friend Requests	◀	Off	▶
Hide Your Name From Non-Squad Members	◀	Off	▶
Hide Non-Squad Member Names	◀	Off	▶
Voice Chat	◀	On	▶
Text Chat	◀	On	▶
Weekly Playtime Reports	◀	Off	▶

### MORE SETTINGS

Use the button below for additional information about the Parental Controls and Settings on your platform, including restrictions on purchasing, playtime, communication, content viewing and sharing, and other social features.

**MORE SETTINGS**

**SAVE**

#### TEXT CHAT

While in a party with friends or when teamed up with random players during a match, a text chat channel becomes available. This setting controls whether or not this account can receive or send messages in the text chat channel.

**NOTE:** This setting disables the Fortnite's in-game text chat. The platform you are playing on may have additional communication features that must be restricted separately. For information on platform specific controls please use the "More Settings" button.

**ON:** You can send and receive text chat messages from your teammates.

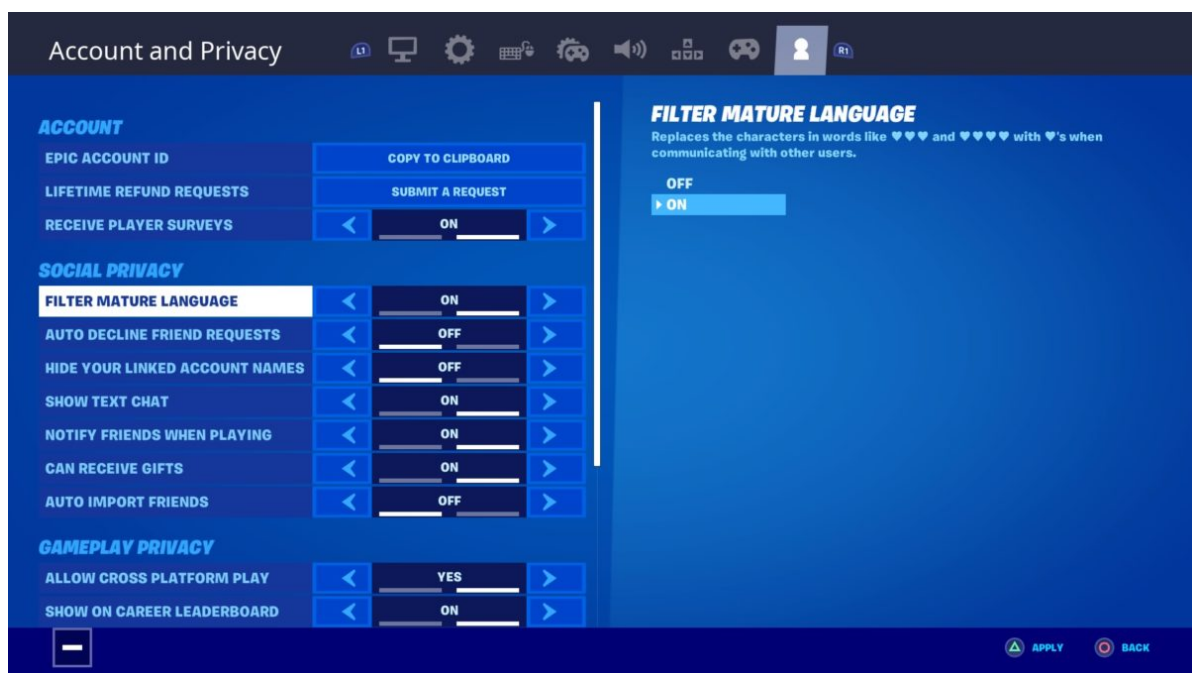
**OFF:** You cannot send or receive text chat messages from your teammates.

# Fortnite: Battle Royale

## Parental Controls Guide



Filter mature language In Fortnite Battle Royale, players can text chat with friends in their squad when in the home page. In Fortnite Save The World players can text chat with friends in the lobby, and with any other players in a private or public match. ON: Mature language in text chat will be filtered and replaced with heart symbols. OFF: Mature language can appear in text chat. This option lets you filter mature language in the chat, both that you send and receive from others.



# Fortnite: Battle Royale

## Parental Controls Guide



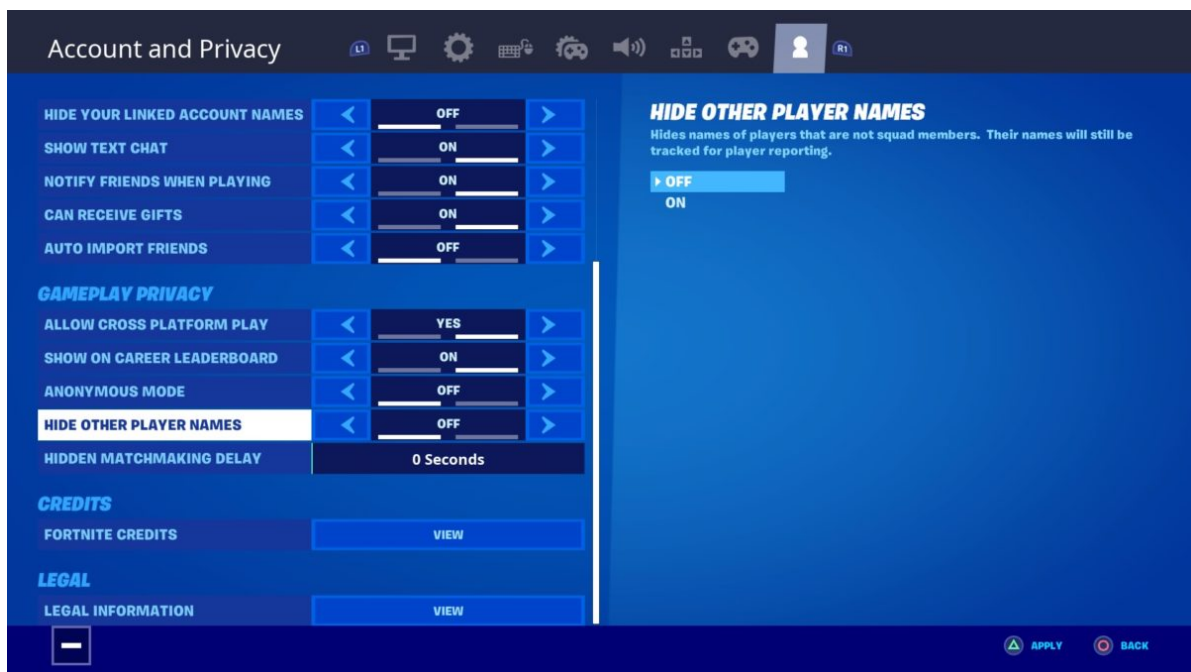
Hide names from non-squad members During a match, the account names of players who are eliminated will appear on the screen. This setting allows you to replace your name with “Player” in these messages for everyone who is not in your squad. ON: Replace your name to players that are not in your squad with “Player”. OFF: Players that are not in your squad will be able to see your account name. Parent tip: People in the same “squad” (up to three other players on your team who may or may not be friends) will still be able to see your account name.

# Fortnite: Battle Royale

## Parental Controls Guide



**Hide non-squad members name** During a match, the account names of players who are eliminated will appear on the screen. This setting allows you to replace the names of other players who are not in your squad with “Player” in those messages. **ON:** Replaces the names of players that are not in your squad with “Player”. **OFF:** You will see the names of players that are not squad members. Parent tip: You will still be able to see the names of people in the same “squad” (up to three other players on your team who may or may not be friends).

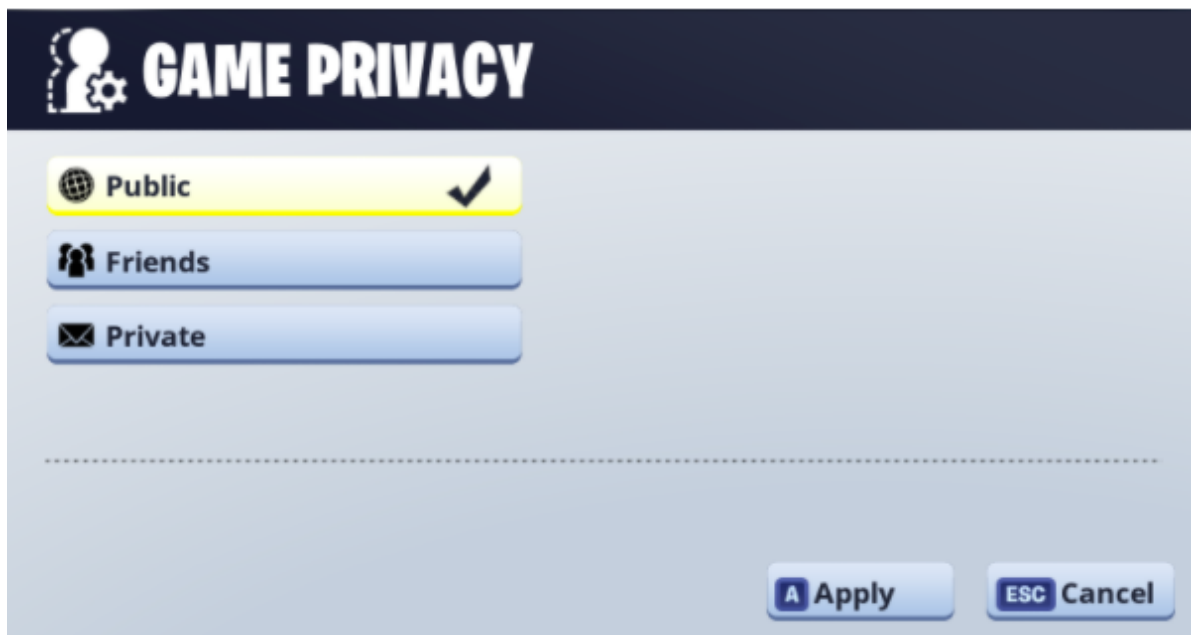


# Fortnite: Battle Royale

## Parental Controls Guide



Privacy Settings Epic Games also provides privacy settings for users accounts. Friend requests are automatically set to 'Public', however, this can be changed to 'Friends' or 'Private'.





# Fortnite: Battle Royale

## Parental Controls Guide



Turning on or off voice chat While in a party with friends or when teamed up with random players during a match, a voice chat channel becomes available. This setting controls whether or not this account can hear and talk in that voice chat channel. ON: You can hear your teammates and talk to them using a microphone. OFF: You cannot hear or talk to teammates. Parent tip: This setting only disables Fortnite's in-game voice chat. The platform you are playing on may have additional communication features that must be restricted separately. Information on platform-specific controls can be found via the links at the bottom of this article.

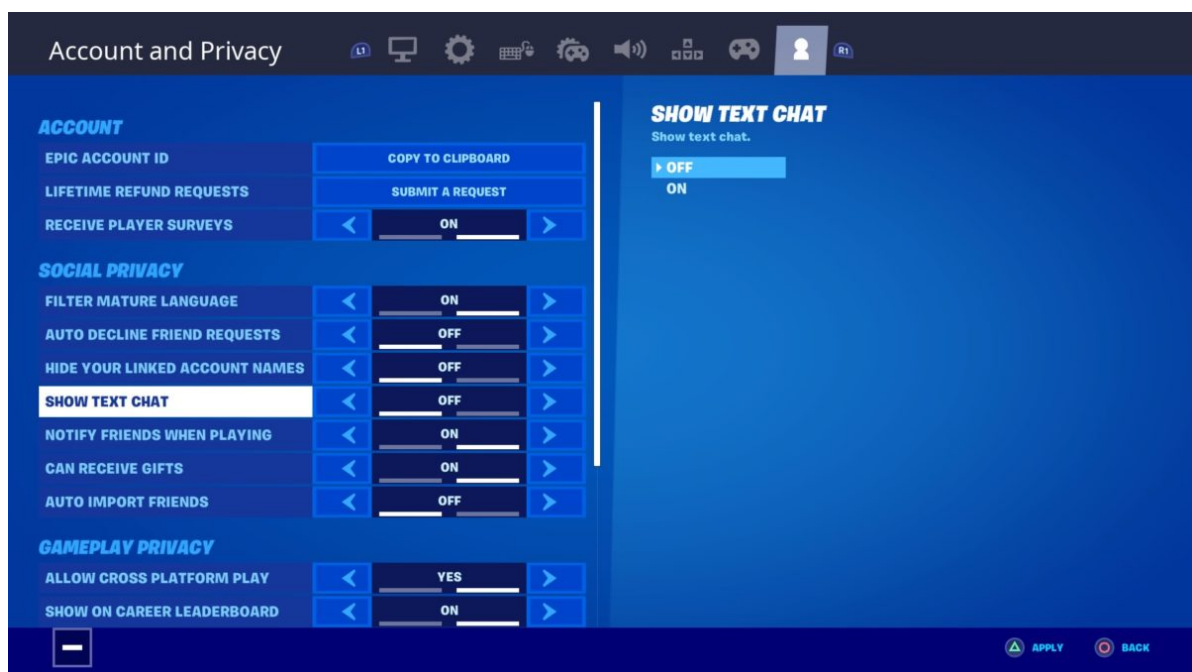


# Fortnite: Battle Royale

## Parental Controls Guide



Turning on or off text chat While in a party with friends or when teamed up with random players during a match, a text chat channel becomes available. This setting controls whether or not this account can hear receive or send messages in the text chat channel. ON: You can send and receive text chat messages with your teammates. OFF: You cannot send or receive text chat messages with your teammates. Parent tip: This setting disables Fortnite's in-game text chat. The platform you are playing on may have additional communication features that must be restricted separately. For information on platform-specific controls please use the "More Settings" button.



# Fortnite: Battle Royale

## Parental Controls Guide



**Weekly playtime reports** As an optional service, a weekly playtime report can be generated and sent to the email associated with this account. ON: A weekly report will be sent to the email address associated with this account. OFF: No reports will be sent. Parent tip: Click on “More Settings” below to learn about playtime restrictions on your platform.

# Fortnite: Battle Royale

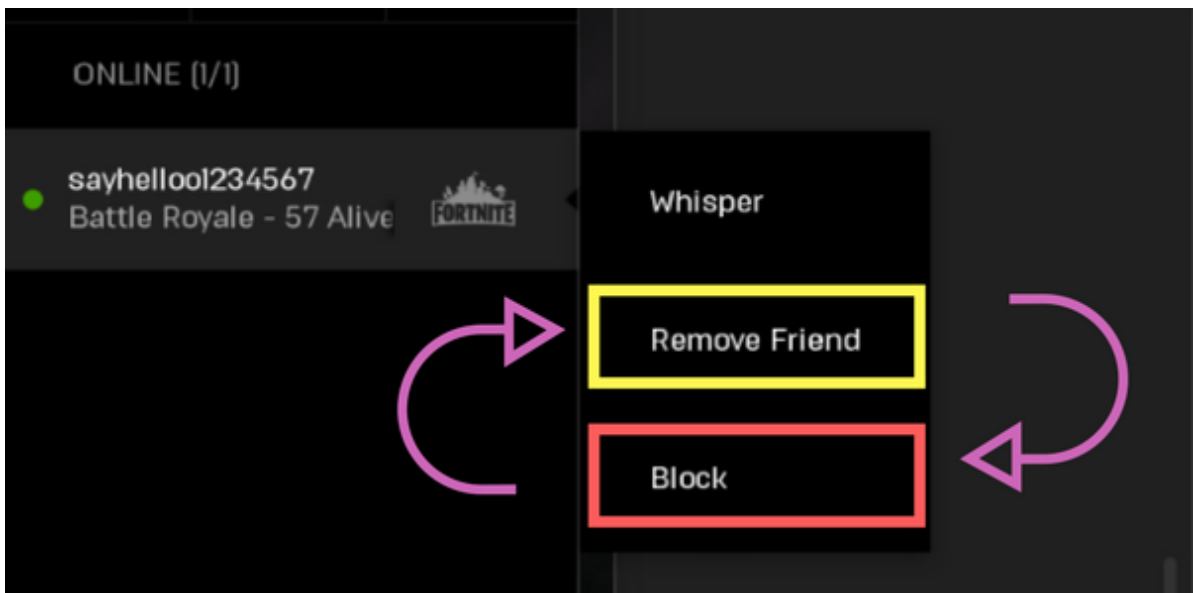
## Parental Controls Guide


### Step by step guide

9

Reporting on Fortnite Gamers can become friends with other gamers on Fortnite. You can choose not to receive friend requests in your settings. If you do become friends with someone on the platform you have three options 'Whisper' which means to talk to the person in private messenger, 'Unfriend' or 'Block'. Users can also report any other player while playing the game. Click on the player and select 'Report'. This will bring you to a feedback form, see below. Users who break the terms and conditions will be banned from the game.

1



 **SEND FEEDBACK**

Please report bugs, send comments, or report players here.

Autofill: **Killed By** ✓ **Spectating**

**Player** ✓

MITTQ

Body

**Send** **ESC Cancel**