





## Year 5 Learning at home: week 3 beginning 06.04.20 Easter Time!

Good morning everyone! 😊 This week is Holy week and getting ready for Easter week so we have put together a fun pack of activities and ideas along with a bit of other stuff to have a go at. Remember ... have fun, do **lots of exercise, laugh and be kind**. How many of you already start the day with a workout? We think this is great! Have a go:

**PE with Joe Wicks at 9am Mon-Fri** <https://www.youtube.com/watch?v=qGKGNzNbWjU>

then treat yourself to **a story read by David Walliams** every day at 11am online. <https://www.worldofdavidwalliams.com/elevenses/>

<p><b>Reading</b></p> <p>Online reading books can be found on:  <a href="https://www.oxfordowl.co.uk/">https://www.oxfordowl.co.uk/</a>          Books on <b>Purple Mash</b>.          Use your login.</p>	<p><b>Read aloud to an adult or a younger member of your family every day.</b></p> <p>Focus on:</p> <ul style="list-style-type: none"> <li>• Fluency</li> <li>• Expression (try giving each character their own voice, and change your expression when you come out of those speaking parts)</li> <li>• Accuracy (check the meaning of words you do not understand and keep your own list of words that you now know the meaning of and try to use those in your writing)</li> <li>• Following the punctuation accurately</li> </ul> <p><b>Listen</b> to a good book:  <a href="https://www.worldofdavidwalliams.com/elevenses/">https://www.worldofdavidwalliams.com/elevenses/</a>  <a href="https://www.storylineonline.net/">https://www.storylineonline.net/</a>  <a href="https://www.storynory.com/">https://www.storynory.com/</a></p>	<p><b>Talk with an adult about your book.</b></p> <p>Focus:</p> <ul style="list-style-type: none"> <li>• Find some interesting facts in a non-fiction book to share with someone.</li> <li>• Who can say the best 'Did you know ...' sentence about a non-fiction book you have read?</li> </ul> 
<p><b>Writing</b></p> <p>Spelling, punctuation and grammar tasks.</p> <p>Remember:</p> <ul style="list-style-type: none"> <li>✓ Date</li> <li>✓ Leave a line</li> <li>✓ Title</li> <li>✓ Leave a line</li> </ul>	<p><b>Monday</b></p> <p><b>Read about hump back whales</b>  <a href="https://www.twinkl.co.uk/resource/ca2-t-51-humpback-whales-differentiated-reading-comprehension-activity">https://www.twinkl.co.uk/resource/ca2-t-51-humpback-whales-differentiated-reading-comprehension-activity</a>          Write some a fact file from the text.</p> <p><b>Wednesday</b></p> <p><b>Find out about Holy week as we get closer to Easter.</b>  <a href="https://www.natre.org.uk/uploads/Free%20Resources/1%205-7%20RE%20Today%20and%20NATRE%20home%20learning%20East%20er.pdf">https://www.natre.org.uk/uploads/Free%20Resources/1%205-7%20RE%20Today%20and%20NATRE%20home%20learning%20East%20er.pdf</a></p>	<p><b>Tuesday</b></p> <p><b>Write an adventure story with a humpback whale as the main character. Remember to use some of the facts that you have learned.</b></p> <p><b>Thursday</b></p> <p><b>Find out about Holy week as we get closer to Easter.</b>          Look at the last page of this resource.  <a href="https://www.natre.org.uk/uploads/Free%20Resources/1%205-7%20RE%20Today%20and%20NATRE%20home%20learning%20East">https://www.natre.org.uk/uploads/Free%20Resources/1%205-7%20RE%20Today%20and%20NATRE%20home%20learning%20East</a></p>


<p>✓ Then get started ....</p> 	<p><b>Answer the quiz question.</b></p>	<p><a href="#">er.pdf</a> Think of some questions about Easter and write them with a question mark. Do all your questions have an answer? Who might be able to answer them?</p>
	<p><b>Friday</b> <b>Today is Good Friday.</b> Talk about whether this is a happy or sad day for Christians. What do you think?</p>	<p><b>Wishing you and your family peace, joy and lots of chocolate this Easter. Happy Easter everyone.</b></p>
<p><b>Maths</b> Fluency and mental arithmetic speed</p>	<p><b>Check out the new Fluency maths challenge below.</b> Use the prompts to change the numbers and practise the correct vocabulary.</p>	<p><i>Have a week off your maths homework book!</i></p>
<p><b>Measuring maths – weighing and time.</b></p>	<p><b>Do some Easter cooking. Here are some nice ideas.</b> <a href="https://www.bbcgoodfood.com/howto/guide/fun-easter-projects-kids">https://www.bbcgoodfood.com/howto/guide/fun-easter-projects-kids</a> What will you choose?</p>	<p>Use months of the year in order and learn the song about the number of days in each month? Find out how to convert months to weeks, days, hours or even seconds.</p>


**Family challenge project for 2 weeks beginning 06.04.20:**  
**Easter time ideas for the next 2 weeks. Use this sheet to tick off what you have done.**

### Activities



#### Ideas for Indoor Activities

Build a den using chairs, tables, umbrellas, sheets etc.	
Act out a well-known story or film. Use props, film it and watch it back as a family.	
<p>Scavenger hunt around the house. Click link below for an example.</p> <div style="text-align: center;">         Indoor scavenger hunt.docx     </div>	
Make up a quiz based around an interest, for example, TV, films, books. Children could devise own quiz for family to play.	
Make a family photo album using old photos from holidays, celebrations etc.	
Make a music playlist and have a family disco (dress up optional).	
Make paper airplanes and see who can fly them the furthest.	
Play board games together. You could have a family tournament.	
Bake together, try out new recipes. Daisy Bake has lots of online recipes to follow.	

<a href="https://www.daisybake.com/Blog">https://www.daisybake.com/Blog</a>	
<p>Expand an image. Glue a picture/photo onto the centre of a piece of paper and expand by drawing the background all around the picture.</p>	
<p>Make a family happy time jar. Get an empty jar and write on small pieces of paper times that have made you happy. Put them in the jar and every so often you can look at them as a family.</p>	
<p>Make a future fun jar. Think of things that you would like to do but can't do at the moment. Write them down and put them in the jar. When things go back to normal, open the jar and try to see how many of the ideas you can do.</p>	
<p>Make a salt dough rainbow.  <a href="https://www.learning4kids.net/2014/01/19/make-your-">https://www.learning4kids.net/2014/01/19/make-your-</a> </p>	 <p><a href="https://www.learning4kids.net/2014/01/19/make-your-own-salt-dough-rainbow/">own-salt-dough-rainbow/</a></p>

## Ideas for Outdoor Activities

Build a den in the garden using natural materials.

Use big paint brushes to paint pictures on the patio, fence or brickwork with water.

Nature scavenger hunt.


<https://www.freekidscrafts.com/summer-scavenger-hunt/>



[scavenger-hunt/](https://www.freekidscrafts.com/summer-scavenger-hunt/)

Nature I spy game.

<https://www.papertraildesign.com/free-printable-i-spy-nature-game/>



[nature-game/](https://www.papertraildesign.com/free-printable-i-spy-nature-game/)

Magpie challenge. Collect 20 items but



they must all fit in a shoebox.

Family art class. Find somewhere for you all to sit in the garden with drawing paper and pencils/pens/paints. Draw whatever you can see. Take time to look at each other's pictures, you'll be amazed at how different they are.

Regrow vegetables using the scraps left over from cooking.

<https://simplebites.net/how-to-regrow-vegetable-scrap/>







2.35pm



- analogue
- digital
- 12-hour
- 24-hour
- am (morning)
- pm (afternoon)
- convert

All three clocks should say the same time.

The missing clock is 24-hour digital time.

What should it read?

14

© Herts for Learning Ltd 2018



## Key concept, questions and adaptations

**Key concept:** Read, write and convert time

The learning for read, write and convert time between analogue and digital 12- and 24-hour clocks can be found in Year 4. The focus in Year 5 moves to timetables.

4LS26

**Questions and adaptations:**

All three clocks should say the same time.

The missing clock is ... time. (analogue, digital, 12-hour 24-hour)

What should it read?

- Pupils could use talk partners to check that the two times shown do match and then discuss the missing time.
- There is an opportunity to rehearse lots of reading, writing and converting time-related learning from both Year 3 and Year 4, which will support pupils later in Year 5 with timetables.
- Six clock faces (including one blank without hands) are given around the edge of the slide to make the daily adaptations easier. Consider which order to use these clocks in, depending on the pupils' confidence with time.

15

© Herts for Learning Ltd 2018



**No spelling lists for the Easter holiday weeks.**