

Learning At Home Year 4

Dear Year 4 families,

We are looking forward to seeing many of you back in school. It's been a long time and we have missed you lots!

Here is a 5 day plan for literacy and maths learning.

Home learners: all you need to work at home is included in this grid. Please send us pictures of how you get on. We would love to see. 2 days a week groups: we will teach days 1 and 2 in school to both groups of children - first to the Monday and Tuesday pupils and then to the Thursday and Friday pupils. Please use the guidance below to complete days 3, 4 and 5 at home. Your child should return their work to school the following week to be marked. Key worker pupils in school for all 5 days will complete the learning grid at school.

Reading	Writing	Maths																																													
<ul style="list-style-type: none"> Daily reading using a home book or other reading materials e.g. a recipe, magazines, National Geographic for kids' website, BBC Bitesize reading materials. Continue to share your reading with an adult and record all reading. Please continue to discuss your child's reading with, asking them questions about characters and the writing. Please see reading guidance for Year 4 on our website for support. 	<ul style="list-style-type: none"> Complete grammar and writing 2Dos on Purple Mash. Learn weekly spellings and complete spelling homework in your homework books. This week's homework is to write some sentences in past progressive tense using these words. You may choose the topic. Find your group's spellings below: <table border="1" style="width: 100%; border-collapse: collapse;"> <thead> <tr> <th colspan="2" style="text-align: left;">Toucans</th> <th colspan="3" style="text-align: left;">Past Tense Verbs</th> </tr> </thead> <tbody> <tr> <td>drop</td> <td>jump</td> <td>ask</td> <td>was</td> <td>bring</td> </tr> <tr> <td>dropped</td> <td>jumped</td> <td>asked</td> <td>wasn't</td> <td>brought</td> </tr> </tbody> </table> <table border="1" style="width: 100%; border-collapse: collapse;"> <thead> <tr> <th style="text-align: left;">Eagles</th> <th colspan="4" style="text-align: left;">Tricky Words</th> </tr> </thead> <tbody> <tr> <td>actually</td> <td>beautiful</td> <td>caught</td> <td>definite</td> <td>fierce</td> </tr> <tr> <td>although</td> <td>believe</td> <td>climb</td> <td>disappear</td> <td>forty</td> </tr> </tbody> </table> <table border="1" style="width: 100%; border-collapse: collapse;"> <thead> <tr> <th style="text-align: left;">Macaws</th> <th colspan="4" style="text-align: left;">Tricky Words</th> </tr> </thead> <tbody> <tr> <td>actually</td> <td>beautiful</td> <td>conclusion</td> <td>evaluation</td> <td>fierce</td> </tr> <tr> <td>argument</td> <td>beginning</td> <td>conscience</td> <td>potential</td> <td>forty</td> </tr> </tbody> </table>	Toucans		Past Tense Verbs			drop	jump	ask	was	bring	dropped	jumped	asked	wasn't	brought	Eagles	Tricky Words				actually	beautiful	caught	definite	fierce	although	believe	climb	disappear	forty	Macaws	Tricky Words				actually	beautiful	conclusion	evaluation	fierce	argument	beginning	conscience	potential	forty	<ul style="list-style-type: none"> Complete a page from your mental maths homework book each week. Use the Times Tables Rockstars website daily. We recommend you use the 'Sound check' feature to improve speed. Complete a 2.5 minute set in your 'My times tables booklet' on Tuesdays. Complete maths 2Dos on Purple Mash.
Toucans		Past Tense Verbs																																													
drop	jump	ask	was	bring																																											
dropped	jumped	asked	wasn't	brought																																											
Eagles	Tricky Words																																														
actually	beautiful	caught	definite	fierce																																											
although	believe	climb	disappear	forty																																											
Macaws	Tricky Words																																														
actually	beautiful	conclusion	evaluation	fierce																																											
argument	beginning	conscience	potential	forty																																											

Family challenge project

Theme for week beginning 29.06.20: *Castles*

What interests you about this project? You set the goals!
You could:

Family challenge project for the week beginning 29.06.20 'Castles'

Who would you like to find out? You choose.

Science

Could you make a castle? Which material would you choose and why? What features would it need? Could you make a drawbridge leading to the castle? What would you need to consider if you wanted a moat around the castle?

Explore how a catapult works. Could you have a go at making one? If you need inspiration, Google 'shoebbox catapult'

<https://www.youtube.com/watch?v=pR26RMI9T8c>

History and Geography

You could watch these clips of castles in Wales

<https://www.youtube.com/watch?v=nQQQuA1PxmYQ&index=1&list=PLIFJT58FH6PPMyYuabMLm6pFChRirQiQD>

You could explore Warwick castle and its history. You could also do a panoramic tour of the castle <https://www.warwick-castle.com/explore/>

Have you ever wondered what the different parts of a castle are used for? Try and find out here.

<http://www.kidsonthenet.com/castle/view.html>

Find out about the history of castles. What were the first castles like? Where were they? How have castles changed? You could find out which castle is the biggest in England or the world. <http://homeworkhelp.stjohnsevenoaks.com/Castles.html>
<https://cadw.gov.wales/learn/sites-through-centuries/castles>

Could you create a timeline of the different types of castle and who would've lived there at which time? You could include pictures of the different types of castle.

The coat of arms has been a symbol of monarchy for centuries. The Royal coat of arms represents Her Majesty The Queen, and you can see it on some coins, on public buildings, courts and many other places. The design has developed throughout history, reflecting changes in monarch and the country. Can you design your own coat of arms? Here is a link to a template. <https://www.rct.uk/sites/default/files/Coat%20of%20arms.pdf>

Have a look at these famous castles. What is the same and different about them? Which country has the most castles? <https://www.usborne.com/quicklinks/eng/catalogue/catalogue.aspx?cat=1&loc=uk&area=H&subcat=HMT&id=9562&topic=14279>

Have a look at the 3 main types of castle. Which features can you see in all of them? Why do you think they are there? <https://kids.britannica.com/scholars/assembly/view/99675>

The word castle means 'fort' but why did people build castles? Where was the best place to build one? What were the main features of castle? Did they all have a drawbridge and portcullis? <https://www.dkfindout.com/uk/history/castles/>

Twinkl home learning castle pack for KS1 <https://www.twinkl.co.uk/resource/t-t-12486-castles-activity-pack>


English heritage have a top 10 of castles choose your favourite at <https://www.english-heritage.org.uk/visit/familydaysout/top-10-castles/>

Make a poster or project about your favourite castle.

Who lived and worked in a castle? <https://www.youtube.com/watch?v=1k-LhWB4QaA&vl=en-GB> find out about the life of a noble woman.

Watch this mini guide to castles to find out how they developed <https://www.youtube.com/watch?v=RXXDThkJ3Ew>

What was it like to train as a knight? https://www.ducksters.com/history/middle_ages/becoming_a_medieval_knight.php

<p>Art and DT</p>	<p>Watch a clip of a knight being dressed in armor. Can you design armor thinking about which parts of the body need to be protected. What would the knight need to be able to do while wearing armor? https://www.youtube.com/watch?v=KKau8WjDwkE</p> <p>Could you draw a famous castle, paying attention to details? What would you use to draw it? Pencils? Chalk? Charcoal? Could you combine different media such as a sponge painted background?</p>  <p>Draw or paint an imaginary castle. Where would it be and what would you call it?</p> <p>Make your own weapons - a sword and shield can easily be constructed from cardboard, paper and paint follow the English Heritage's guide to making your own heraldic shield and sword https://www.english-heritage.org.uk/guide-to-heraldry</p>
<p>RE</p>	<p>Some castles, such as Windsor Castle, have a Church or Cathedral within their grounds. Can you find which castles have religious buildings?</p>
<p>Music</p>	<p>Could you create your own music to the theme of a battle? Which instruments would you use and why? You could think about the sound for the draw bridge or for the soldiers marching.</p> <p>Find out about instruments used in the medieval times- the recorder, harp, bagpipes, lute and mandolin were all popular at the time. Listen to and watch some medieval instruments being played accompanied by an energetic medieval singer! Filmed in Southwell Minster. https://www.youtube.com/watch?v=S8X_4tosYh4 https://www.youtube.com/watch?v=Tarim2pXJPU</p>

**Other
ideas**

Read about Training to be a knight visit oxford reading owl.

<https://www.oxfordowl.co.uk/api/interactives/26504.html>

https://www.oxfordowl.co.uk/api/digital_books/1226.html

You could play dress the knight on ICTgames. <https://www.ictgames.com/mobilePage/knight/index.html>

Could you cook some of these old recipes? <http://cookit.e2bn.org/historycookbook/index-27-normans-medieval.html>

You could explore these castle comics <https://cadw.gov.wales/learn/fun-activities/comics-and-colouring/cadw-comics>



OXFORD READING OWL

Our shared text this week is Adrenalin Rush! Log on and listen to this audio book for free.

https://www.oxfordowl.co.uk/api/digital_books/1105.html

Log into Oxford Owl to find it.

Oxford Owl is free and has lots of colour banded ebooks just like at school.





Sumdog at WSM!



Welcome to Sumdog Year 4

You can access your own personal account by using the following details:

The username is your first name and first letter of your surname. For example: Joe Bloggs= joeb

The password for your account is WSM. This will be changed in due course and made more secure once children return to school.

The school code is **welwynst**.

Some children may have a more personalised username, due to having the same name as another child in school. This information will be sent to your parents individually.

Teachers will be setting work over the coming weeks via Sumdog. Further information on this will be sent via the upcoming home learning grids. **Download the APP for free and start playing and having FUN, FUN, FUN!!**

Remember to continue to play Sumdog in game mode. The more games you play will help Sumdog to set your learning platform at your correct learning level.

Look out for the tasks which will begin to be set from your teachers!

French with Madame Farrington (continued from last week)


Home Learning week commencing 22/6 /20

Bonjour les enfants

I hope that you are all well and have continued to practise some French every day. Remember there are lots of games and songs on Babelzone username welwyn password French.

The Eiffel tower is a famous landmark in Paris. You could make a model of the Eiffel tower or draw a picture. This website has some great resources to learn about other French landmarks and create your own paper version of Paris

<http://madebyjoel.com/2011/08/paper-city-paris.html/comment-page-2>



Have a look at this website for more information about the Eiffel Tower.

<https://www.euroclub-schools.org/the-eiffel-tower>

When you have read the information you can complete the worksheet or the online quiz.

Ideas for offline learning in maths and English

Please follow the link to download and print a protractor if you need one: <http://www.ossmann.com/protractor/>



This week we will be using White Rose Maths. Log on and follow the links provided

Remember to complete:

Complete a page from your mental maths homework book each week.

Use the Times Tables Rockstars website daily.
We recommend you use the 'Sound check' feature to improve speed.


Maths

- Complete a 2.5 minute set in your 'My times tables booklet' on Tuesdays.
- Complete maths 2Dos on Purple Mash.



Monday
DAY 1

TOP TIP!
You could try and complete a few questions each day from your mental maths book.



LO: I can add a range of money

Watch the following video (lesson 1) on comparing decimal adding a range of different coins.


<https://whiterosemaths.com/homelearning/year-4/>

Complete the maths sheet 1



Tuesday
DAY 2

Have you tried the multiplication test on Sumsdog?
Test yourself against the clock!



LO: I can order money

Watch the following video (lesson 2) on ordering a range of different coins.

<https://whiterosemaths.com/homelearning/year-4/>

Can you complete maths sheet 2? Can you make you own?

Good luck!



Wednesday
DAY 3

Complete a
times table
grid in your
book!

LO: I can estimate money totals

Watch the following video (lesson 3) on estimating a range of money totals .

<https://whiterosemaths.com/homelearning/year-4/>

Complete challenge sheet 3.

Thursday
DAY 4

What maths
tasks have you
completed on
Purple Mash
today?

LO: I can solve problems with money

Watch the following video (lesson 4) on solving problems with money .

<https://whiterosemaths.com/homelearning/year-4/>

complete challenge sheet 4

Friday
DAY 5

TT Rockstars
Sound Check!
How quick are
you today?

MATHS FRENZY DAY!!

Well done for an excellent maths week! You have all been working very hard!



Today you are going to complete your Purple Mash maths tasks, sumdog times tables test and also play on the TT Rockstars app.

Daily reading using a home book or other reading materials e.g. a recipe, magazines, National Geographic for kids' website, BBC Bitesize reading materials.

Continue to share your reading with an adult and record all reading in some way.

English



Monday

Check out the
Oxford Owl
reading book.
This week is
Adrenaline Rush.

LO: I can infer information from a picture.



Look at the picture and discuss what might be happening with someone in your house. Did you think of the same thing? Is there something unusual that one of you noticed?

Write some answers to these questions in full sentences.

What does the person on the left have clipped to their glasses?
What might they be for?

Why are two people needed for this procedure?

Why is there a bright light above the patient's head?

How can you tell that these people are trying to stay safe from infection?

Tuesday

Can you remember what a fronted adverbial is? How many fronted adverbials could you include in your work?

LO: I can retrieve information from text.

BIG BEN GETS A BATH!

People from all over the world come to London and visit Big Ben but one week this August, they would have seen an unusual sight!

Five highly-trained abseiling experts started cleaning all four clock faces on 18th August. It will be the clock's first scrub for 4 years. Experts think it will take a week to complete the cleaning so long as the weather stays fine.

The Houses of Parliament clock (nicknamed Big Ben), which was built in 1859, will also be checked for damage to the dials. Each clock face is made up of 312 pieces of opal glass, which must be treated carefully. The hands of the clock were made in copper because it is lighter than other metals.

To keep the climbing cleaners safe, the clock's hands have been frozen in the midday position.

DID YOU KNOW?

Big Ben's real name is the Great Clock of Westminster which is at the top of the Elizabeth Tower (named after the Queen). The Elizabeth Tower is part of the Houses of Parliament.

Task

- Read the text and underline any important words.
- If there any words you don't know, research their meaning.

Now answer these questions:

1. Where is Big Ben?
2. What year was Big Ben last cleaned in?
3. Over 250 pieces of glass are used in Big Ben. True or false?
4. What material was chosen to make the hands of the clock and why?
5. How have they made sure the cleaners will not be in danger?
6. How many days will it take to finish the job?
7. What is the correct name for the building the clock is at the top of?

Wednesday

**Try the reading
and grammar
Sumdog work and
complete your
diagnostic test!**

LO: I can use evidence from the text to explain my inferences.

Opening night

Tim took another deep breath. Inside his chest, he could feel his heart pounding like a bass drum. Again, he took slow, deep breaths and picked up his script. Flicking through the pages, he read through his lines quietly to himself, mumbling under his breath. All his hard work over the last few months had been for tonight. Crossing his fingers tightly, he wished for good luck.

"Tim, are you ready? You're on in 2 minutes," said Mr. Smith.

"I think so, Sir," said Tim in a shaky voice.

"Don't worry, you'll be fine, Tim. Break a leg!"

Slowly, Tim stood up and made his way towards the heavy, red velvet curtain. He pulled it to the side and stepped through.

Task

- Read the text and underline any important words.
- If there any words you don't know, research their meaning.

Now answer these questions:

1. How do you think Tim is feeling at the beginning of the text?
2. Explain how you know how he is feeling.
3. What do you think Tim is waiting to do?
4. What clues told you what Tim might be doing?
5. Who do you think Mr. Smith is?
6. Do you think "Opening Night" is a good title? Why?
7. If you had to give this text a different title, what would you call it?

Thursday

What English tasks have you completed on

LO: I can use descriptive writing to build a picture.

Read the sentences carefully and underline and key words. Have you got a picture of the scene in your head?

Carefully, draw exactly what has been described in the text. Try to make sure you've included all the detail mentioned.

Purple Mash
today?

The old train stood at the platform as three young brothers prepared for their journey. Each sat atop a brown suitcase with an identification tag around their neck made from paper and string. They all wore their best coats (which were far too big for them) and their smart, brown boots. Their concern and anxious thoughts were clear from their faces as they huddled together to comfort one another.

Friday

What reading have you completed this week? Make a list of all your reading. Can you recommend a book to a friend?

LO: I can use descriptive language to build a picture.

Picture a scene in your head.

What does it feel like? Smell like? Sound like? Is there anything to taste? What does it look like?

Use adjectives, similes and metaphors to write a description of your scene. Make it as clear as possible.

Show your description to someone else in your house.

Can they draw it?

Is their drawing the same as what you had pictured in your head?


Why? Why not?

Can you give them any more description to make it the same?

Maths 1

Addition with Money

Find the total cost of the items below. Use the space to show your working.

6.  = 
 =   

Total price = _____

7.  = 
 =    

Total price = _____

8.  =  
 =  

Total price = _____

9.  =   
 =    

Total price = _____

10.  =   
 =  

Total price = _____

Addition with Money

Find the total cost of the items below. You will find the price of each item from the Grocery Store Price List. Use the space to show your working.

Grocery Store Price List:

apple 50p	box of peaches £2	eggs £2.50
banana 40p	pack of tomatoes 90p	spaghetti £2.30
carrot 50p	milk £2.80	pepper 60p
pineapple £1.50	cheese £2.90	rice £3.60
pack of strawberries 80p	chocolate £3.10	

1.  
 Total price = _____

2.  
 Total price = _____

3.   
 Total price = _____


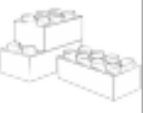




4.  
 Total price = _____

5.  
 Total price = _____

6.  
 Total price = _____

Comparing Money Amounts

I can compare the value of groups of items.


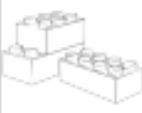




					
toy car £22	building bricks £37	puppet £18	football £34	teddy £23	jigsaw £17

1) Add together the cost of the toys and use $<$, $>$ or $=$ to compare them. Show your working out.

a toy car and a jigsaw		a football and a puppet
a box of building bricks and a teddy		a toy car and a football
2 toy cars and a box of building bricks		2 jigsaws and a football

Comparing Money Amounts

I can compare the value of groups of items.

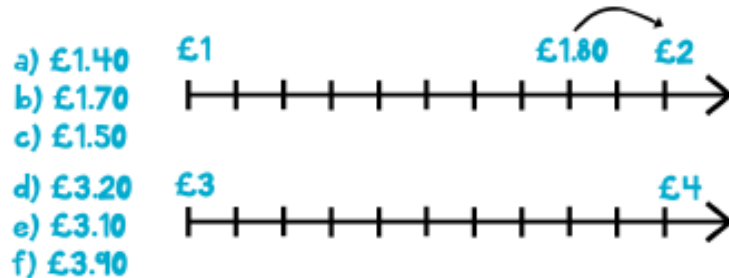
					
bike £165	building bricks £37	scooter £52	football £34	skateboard £78	games console £99

1) Add together the cost of the toys and use $<$, $>$ or $=$ to compare them. Show your working out.

a football and a skateboard		a games console and a scooter
a box of building bricks, a scooter and a football		a scooter, 3 boxes of building bricks and a skateboard
a bike and a football		2 scooters and a box of building bricks

Money Estimation

1. Place the amounts on the number (like the example below) and round to the nearest pound.



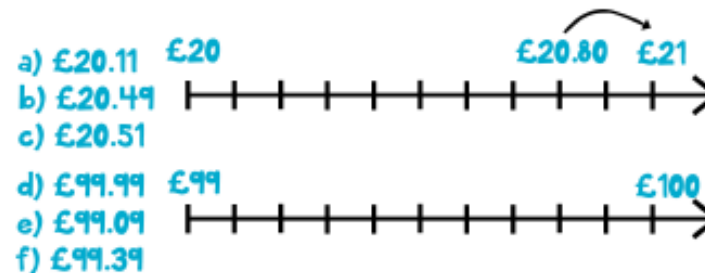
2) Complete the estimate by rounding each amount to the nearest pound and adding the rounded amounts together.

Item 1	Item 2	Item 3	Approximate
£1.90	£1.10	£1.30	
£2.40	£2.80	£2.20	
£1.20	£2.30	£4.60	
£1.85	£2.05	£3.39	

3) Jenny has £15 to spend at a theme park. She rides on the rollercoaster which costs £3.30. She then rides on the big wheel which costs £5.99. At the end of the day she decides to have 1 more go on the rollercoaster. How much change will she approximately have?

Money Estimation

1. Place the amounts on the number (like the example below) and round to the nearest pound.



2) Complete the estimate by rounding each amount to the nearest pound and adding the rounded amounts together.

Item 1	Item 2	Item 3	Approximate
£19.99	£6.49	£12.31	
£25.45	£26.71	£33.43	
£50.01	£49.99	£13.43	
£99.99	£108.02	£20.31	

3) Millie goes to the supermarket, she has £300 to spend on a party. She buys 10 bottles of Coca-Cola, each bottle costs £1.79. She buys 6 pizzas which cost £7.77 each. The last thing she buys is 14 CDs, which cost £14.54 each. Using your skills of estimation, how much change will she approximately have left, once she buys all the items?

Money Problems

1. I buy three cans of cola for 80p each. How much have I spent altogether?

2. I buy a pack of pencils for £1 and a notebook for £1.50. How much have I spent altogether?

3. Henry buys two ice-creams for 70p each and a packet of crisps for 50p. How much has he spent altogether?

4. How much have I spent altogether if I buy a book for £5 and two bouncy balls at £1.50 each?

5. At a bake sale, Jenny buys four cakes that cost 20p each and one drink for 50p. How much has she spent altogether?

6. Tickets to the school play cost £2 for adults and 50p for children. How much will it cost to buy 2 adult tickets and 2 child tickets?

7. Joel buys four bananas for 30p each and one apple for 40p. How much has he spent altogether?

Money Problems

1. John bought 3 brownies at a bake sale. If each brownie cost £0.25 and he paid with a twenty pound note, how much change does he get?

2. Jenny bought 4 cans of pop at the shop. If each can cost her £1.60 and she paid with a twenty pound note, how much change does she get back?

3. Harry bought 4 bunches of bananas at the greengrocers. Each bunch cost £0.79. How much change would he get if he paid with a twenty pound note?

4. Julia got given a gift card for her birthday with £20 of store credit. She bought a dress that cost £16.67 using the gift card. How much money does she have left on the gift card?

5. Paul bought a book from the book shop. If it cost £6.23, how much change would Paul get back if he paid with a twenty pound note?

6. Helen bought an ornament from a gift shop. It cost £19.67. How much change will Helen receive if she paid with a twenty pound note?

7. Annie bought 4 chocolate bars to give to her friends. Each one cost £1.43. How much change will she receive if she pays with a twenty pound note?

Great work Y4!

We love seeing pictures of all your hard work.

Keep the work coming in and continue with your excellent work!

Super work
Lilia!

