

Learning At Home Year 4

Use this grid to help your child work at home. Children concentrate best during the first half of the day. Make a routine that works for you. Build in fun, exercise and times to relax and laugh. A lot of our work will be set each Monday on Purple Mash. The children will find the tasks in their 2Do list. Space these out as you see fit over the week. Tell your child that school will want to see what they have been doing.

Reading	Writing	Maths																																													
<ul style="list-style-type: none"> Daily reading using a home book or other reading materials e.g. a recipe, magazines, National Geographic for kids' website, BBC Bitesize reading materials. Continue to share your reading with an adult and record all reading in some way. Please continue to discuss your child's reading with, asking them questions about characters and the writing. Please see reading guidance for Year 4 on our website for support. Check out the David Walliams website where you can enter competitions, play games and hear David reading some of his own stories. 	<ul style="list-style-type: none"> Complete grammar and writing 2Dos on Purple Mash. Learn weekly spellings and complete spelling homework in your homework books. This week's homework is to write an explanation text using these words. You may choose the topic. Find your group's spellings below: <table border="1" data-bbox="593 691 1599 847"> <tr> <td colspan="5">Eagles Test date: 25/6/20 suffix -ive</td> </tr> <tr> <td>massive</td> <td>attractive</td> <td>positive</td> <td>expensive</td> <td>adjective</td> </tr> <tr> <td>active</td> <td>aggressive</td> <td>relative</td> <td>negative</td> <td>detective</td> </tr> </table> <ol style="list-style-type: none"> Use the 'Look, Cover, Check' method to help you learn your weekly spellings. Write some sentences using these words. <table border="1" data-bbox="593 922 1583 1078"> <tr> <td colspan="5">Macaws Test date: 25/6/20 suffix -ive</td> </tr> <tr> <td>decisive</td> <td>attractive</td> <td>inquisitive</td> <td>imaginative</td> <td>adjective</td> </tr> <tr> <td>competitive</td> <td>aggressive</td> <td>excessive</td> <td>interactive</td> <td>repetitive</td> </tr> </table> <ol style="list-style-type: none"> Use the 'Look, Cover, Check' method to help you learn your weekly spellings. Write some sentences using these words. <table border="1" data-bbox="562 1153 1570 1286"> <tr> <td colspan="5">Toucans Test date: 25/6/20 grapheme 'igh'</td> </tr> <tr> <td>high</td> <td>light</td> <td>right</td> <td>tight</td> <td></td> </tr> <tr> <td>sigh</td> <td>night</td> <td>sight</td> <td>fight</td> <td></td> </tr> </table> <ol style="list-style-type: none"> Use the 'Look, Cover, Check' method to help you learn your weekly spellings. Write some sentences using your spelling words. 	Eagles Test date: 25/6/20 suffix -ive					massive	attractive	positive	expensive	adjective	active	aggressive	relative	negative	detective	Macaws Test date: 25/6/20 suffix -ive					decisive	attractive	inquisitive	imaginative	adjective	competitive	aggressive	excessive	interactive	repetitive	Toucans Test date: 25/6/20 grapheme 'igh'					high	light	right	tight		sigh	night	sight	fight		<ul style="list-style-type: none"> Complete a page from your mental maths homework book each week. Use the Times Tables Rockstars website daily. We recommend you use the 'Sound check' feature to improve speed. Complete a 2.5 minute set in your 'My times tables booklet' on Tuesdays. Complete maths 2Dos on Purple Mash. <div data-bbox="1816 1078 2123 1294" data-label="Image"> </div> <p data-bbox="1749 1331 2136 1393">See below about your new Sumdog learning platform!</p>
Eagles Test date: 25/6/20 suffix -ive																																															
massive	attractive	positive	expensive	adjective																																											
active	aggressive	relative	negative	detective																																											
Macaws Test date: 25/6/20 suffix -ive																																															
decisive	attractive	inquisitive	imaginative	adjective																																											
competitive	aggressive	excessive	interactive	repetitive																																											
Toucans Test date: 25/6/20 grapheme 'igh'																																															
high	light	right	tight																																												
sigh	night	sight	fight																																												

Family challenge project

Theme for week beginning 15.06.20: *Where I live*

What interests you about this project? You set the goals!

You could:

SCIENCE

Have a look at this book on Oxford Owl. The main character tried to make houses out of different materials but they didn't work. Can you design and make a house, thinking about which materials would be strong, waterproof and warm? Can you then make it? https://www.oxfordowl.co.uk/api/digital_books/1114.html

Look on the Mill Green website. Can you find out how the mill works and what it was used for?
<https://www.millgreenmuseum.co.uk/article/7313/Home>

Welwyn is built along the River Mimram which is host to many species of animal. Its crystal clear waters running over chalk lands has been described as the "Jewel in the Hertfordshire countryside". Take some time to do a nature watch around the area and record what you can see. If you can take photographs and make them into a scrap book or a poster. Don't forget to look into the river itself to see which fish live there! <https://www.wildlifewatch.org.uk/spotting-sheets>

HISTORY AND GEOGRAPHY

Could you go for a nature walk with a piece of selotape or a stick? On your walk, collect items and stick them to the tape or stick to show the journey you went on. What kind of things did you find? Can you make a map of where you walked and see if you can remember where you found each item?

Look at this book and compare the similarities and differences between homes in the past and your home.
<https://www.oxfordowl.co.uk/api/interactives/29292.html>

Go on the school website and look at the History of our school. <https://welwynst-marys.herts.sch.uk/our-school/history-of-welwyn-st-marys/> Can you make a timeline to show the changes?

[On Purple Mash, have a look at topics, Geography, Buildings and homes. You could look at 'changing homes' or 'old and new homes'.](#)

Have a look at St Albans museum <https://www.stalbansmuseums.org.uk/learn/verulamium-museum-virtual-tour>

You could watch a short silent clip of the opening of Welwyn in 1926.

<https://www.britishpathe.com/video/VLVA9Q6OS2YNU7HS17350W8NS0N0J-OPENING-OF-WELWYN-GARDEN-CITY/query/Open>

[Can you look at the different transport links available near you? Is there a train? Where does it go? Can you create a map to show the furthest place you can get to by train?](#)

[Could you look at the rivers near where you live?](#) The River Mimram runs through the village of Welwyn but where does it begin and where does it end? Trace its journey from spring to source. Use an atlas to help find Welwyn village then trace the Mimram's journey. Does it join any other rivers? Which major river does it join before flowing out to sea?

[Can you look at the Welwyn Hatfield Coat of Arms? How has it changed over time? What are the key features of it? Can you design your own?](#)

[Can you research the history of De Havilland? https://www.dehavillandmuseum.co.uk/about-us/de-havilland-history/](#)

Following the Roman invasion, Welwyn was settled by the Romans. The Roman road through the village was laid out, leading to the establishment of the settlement around the road and the ford. Many Roman artefacts have been found in and around the village, including the remains of several Roman villas close by including the Welwyn Roman Baths. Research the Welwyn Roman Baths. What can you find out about them? Who were the Romans and what were they like? Find out here <https://www.bbc.co.uk/bitesize/topics/zwmpfq8>

Find out where the word Welwyn comes from and what it means. <https://en.wikipedia.org/wiki/Welwyn>

When you next take a walk around the village and surrounding areas how many willow trees can you spot?

Welwyn lay on a late-Celtic highway running in the direction of the summer solstice and was settled by the Catuvellauni tribe. Find out what it was like to be a Celt in the iron age. What was your home like? What did you eat and how did you

		<p>dress? Watch this BBC teach introduction to the Celts https://www.youtube.com/watch?v=j6rCMT0ss_k visit http://primaryhomeworkhelp.co.uk/celts/index.html to discover more.</p> <p>Look at how Welwyn has developed over time. Which changes have there been? Which buildings have stayed the same? https://www.hertsmemories.org.uk/content/herts-history/towns-and-villages/welwyn/welwyn-scenes-from-the-village look out for the plaque on Ivy cottage home of Anne Van Gogh sister to Vincent Van Gogh.</p> <p>Have a look at the road safety and travel resources attached below. Could you make a road safety poster? You could write about the importance of wearing a helmet or a seatbelt. You could encourage people to use more active ways of travelling such as a scooter, walking or a bike.</p>
	<p>ART AND DESIGN</p>	<p>On Purple Mash, go on topics, Geography, buildings and homes, paint projects. You could choose a home to decorate as your own. You could draw the people who live in your house. You could design a house using different materials.</p> <p>Look at these Welwyn Hatfield themed pieces of art. Can you have a go at recreating one? https://artuk.org/discover/artworks/view_as/grid/search/collections:welwyn-hatfield-museum-service#undefined</p> <p>Welwyn village has many historic buildings. Why not sketch your favourite - perhaps The Church or Church House, The White Hart or The Wellington? You could make a model of your favourite building out of 'junk'.</p> <p>Use junk materials to make a model of your own home.</p> <p>Make a painting of the River Mimram, you could stand by the bridge on the high street or from the view of Singlars marsh. Take a photograph first to capture all the detail, colours and perspective. Use the photograph to help create your painting.</p> <p>Sketch some local flora and fauna - sit quietly in a safe place and see what you can spot. Sketch or paint some of the many tree species in and around Welwyn. How many can you name? collect leaves and make leaf prints of the different species and save in a scrap book or make a poster.</p>
	<p>RE</p>	<p>Look on the St Mary's Church website. Can you find any information about the building for example, how has it changed? https://www.welwyn.org.uk/our-buildings</p> <p>Could you design a Welwyn stain glass window? What would make it significant?</p> <p>The story of Alban is a remarkable one. It not only takes us back to the beginning of the Christian faith in Britain and to a time when religious freedom was forbidden, but it is also an astonishing account of standing up for what you believe in. Find out about Saint Alban who was one of the first recorded British Christian martyrs. Visit the Abbey Cathedral website to learn more https://www.stalbanscathedral.org/the-story-of-alban</p>

MUSIC

Listen to Bedrich Smetana's descriptive piece, Vltava, a symphonic poem which describes the journey of the Moldau river. It begins at the source in the mountains of the Bohemian Forest, through the Czech countryside, to the city of Prague. and finally ends with two triumphant chords. Smetana, a Czech composer, wrote this piece of music when he was completely deaf. <https://www.youtube.com/watch?v=l6kqu2mk-Kw>

Listen out for the different instruments at different stages of the river's journey.

OTHER IDEAS

Explore these books about homes on Oxford Owl

<https://www.oxfordowl.co.uk/api/interactives/23320.html>

<https://www.oxfordowl.co.uk/api/interactives/23317.html>

Read about a little girl from Welwyn who had a baby elephant as pet. If you could have any pet, what would it be and why?

<https://www.britishpathe.com/video/elephant-in-snow-aka-baby-elephant-as-pet>

Play 'pooh sticks' in the river Mimram use willow sticks if you can find them. Here is how to play

<https://www.nationaltrust.org.uk/features/no-19-play-pooh-sticks>

Learn your own address and postcode, can you find the street or road that you live on in an atlas? What other roads are around you? Zoom in on your locality in google maps, what can you see around where you live?

Why not get hands on at home and create your own archaeological dig to look for historical treasures? Visit this BBC site to find out how to do it. http://downloads.bbc.co.uk/history/handsonhistory/dig_family.pdf

Read this story. The main character gets home sick. Can you think about what makes the place you live so special? What do you like about it? Would you change anything? <https://www.oxfordowl.co.uk/api/interactives/13004.html>

15th-20th June was refugee week. Can you research what a refugee is? Can you write how it may feel to be a refugee? How would you feel leaving your home? What would you want to take with you? You could act it out and record yourself. You could investigate this powerpoint, please click to access it.

Can you write a persuasive poster encouraging people to live in your local area? What would you tell them about it? What can you do here? Remember, you want to talk about the best parts of the place where you live.



**Mill Green
Museum**



**Welwyn Roman
Baths**



**Welwyn
Church**

OXFORD READING OWL

Our shared text this week is Selkie Summer! Log on and listen to this audio book for free.

https://www.oxfordowl.co.uk/api/digital_books/2332.html

Log into Oxford Owl to find it.

Oxford Owl is free and has lots of colour banded ebooks just like at school.

After reading

- Who reveals the local legend of the Viking princess to Lily and her family, and why does it feel significant to them?
- How is life on the island different to Lily's life in Edinburgh? Look for examples from the story to support your answer.
- Do you think Lily was right when she accused her parents of only being interested in the past? Find an example from the story to justify your answer.

Book quiz

- 1 Which word is printed on the yellow tape that warns people to keep away from the dig?
a danger b beware c biohazard
- 2 Where do the high school students from the island stay on a Friday, if the weather is bad?
- 3 How can Lily's parents tell that Unna must have come from a wealthy family?





Sumdog at WSM!



Welcome to Sumdog Year 4

You can access your own personal account by using the following details:

The username is your first name and first letter of your surname. For example: Joe Bloggs= joeb

The password for your account is WSM. This will be changed in due course and made more secure once children return to school.

The school code is **welwynst**.

Some children may have a more personalised username, due to having the same name as another child in school. This information will be sent to your parents individually.

Teachers will be setting work over the coming weeks via Sumdog. Further information on this will be sent via the upcoming home learning grids. **Download the APP for free and start playing and having FUN, FUN, FUN!!**

Remember to continue to play Sumdog in game mode. The more games you play will help Sumdog to set your learning platform at your correct learning level.

Look out for the tasks which will begin to be set from your teachers!

French with Madame Farrington (continued from last week)

Home Learning week commencing 22/6 /20

Bonjour les enfants

I hope you are all well and continuing to practise some French every week. This week we are going to learn about breakfast in France - le petit dejeuner . We will find out what French people eat at breakfast time.

Firstly have a look at some of the videos and information on this website

<https://agreenmouse.com/french-listening-practice-le-petit-dejeuner-food/?fbclid=IwAR3CORY20JA0WEyuvm3zPIZhQJptTzLX4XbgFizrPo1QU0LZvg7Z41Gb-28>

Remember to listen and repeat as you are watching the video.



Design a menu for a French breakfast using the vocabulary below:

Un croissant - a croissant

Du pain – some bread

Un jus d’orange – an orange juice

La confiture – the jam

un chocolat chaud – a hot chocolate

Use your menu to perform a role play with a member of your family ordering your breakfast in French.

Tu voudrais? – What would you like?

Je voudrais un croissant s’il vous plait. – I would like a croissant please.

Remember to use please – s’il vous plait and thank you – merci beaucoup

Finally listen to and sing along to this song about breakfast by Alain le lait.

<https://www.youtube.com/watch?v=d5U4kDDBCVA>

Ideas for offline learning in maths and English

Please follow the link to download and print a protractor if you need one: <http://www.ossmann.com/protractor/>



This week we will be using White Rose Maths. Log on and follow the links provided

Remember to complete:

Complete a page from your mental maths homework book each week.

Use the Times Tables Rockstars website daily. We recommend you use the 'Sound check' feature to improve speed.

Maths

- Complete a 2.5 minute set in your 'My times tables booklet' on Tuesdays.
- Complete maths 2Dos on Purple Mash.

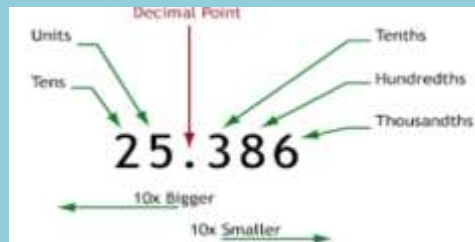


Monday

LO: I can write decimal numbers

Watch the following video (lesson 1) to remind yourself on writing decimal numbers.

<https://whiterosemaths.com/homelearning/year-4/>



Complete the maths sheet 1

TOP TIP!
You could try and complete a few questions each day from your mental maths book.

Tuesday

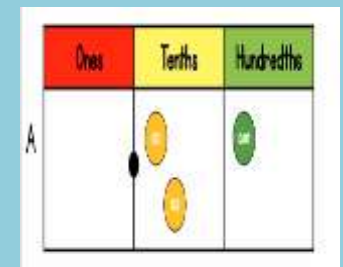
LO: I can compare decimal numbers

Watch the following video (lesson 2) on comparing decimal numbers.

<https://whiterosemaths.com/homelearning/year-4/>







Can you complete maths sheet 2? Can you make you own?



Good luck!

Have you tried the multiplication test on Sumdog? Test yourself against the clock!

<p>Wednesday</p> <p>Complete a times table grid in your book!</p>	<p>LO: I can order decimal numbers</p> <p>Watch the following video (lesson 3) on ordering decimal numbers . https://whiterosemaths.com/homelearning/year-4/</p> <p>Complete challenge sheet 3.</p> 
<p>Thursday</p> <p>What maths tasks have you completed on Purple Mash today?</p>	<p>LO: I can round decimal numbers</p>  <p>Watch the following video (lesson 4) on rounding decimal numbers . https://whiterosemaths.com/homelearning/year-4/</p> <p>complete challenge sheet 4</p>
<p>Friday</p> <p>TT Rockstars Sound Check! How quick are you today?</p>	<p>LO: I can read, write and compare decimal numbers</p>  <p>Well done for an excellent maths week! You have all been working very hard!</p> <p>Follow the link below to take the decimal numbers quiz https://www.bbc.co.uk/bitesize/topics/zsiqtfr/articles/zsbd7p3</p> 



Daily reading using a home book or other reading materials e.g. a recipe, magazines, National Geographic for kids' website, BBC Bitesize reading materials.


Continue to share your reading with an adult and record all reading in some way.

English



Monday

Check out the Oxford Owl reading book. This week is Selkie Summer.



LO: I can identify an imperative verb in an instruction.

Listen to *Instructions* by Neil Gaimon.

<https://www.youtube.com/watch?v=dWRvqO1MjIs>

Copy down 5 instruction sentences from the story. Make sure you have capital letters, full stops and commas in the right places.

Can you underline the verbs in your sentences? These are called imperative verbs because they tell someone what to do.

Make a list of all the imperative verbs you can think of. Can you write your own instruction sentences using the imperative verbs?

Tuesday

Can you remember what a determiner is? How many determiners can you find in your work from yesterday?

LO: I can create a story setting


Listen to *Instructions* by Neil Gaimon again. What sort of place is the story set? Can you picture it? What words in the story help you to create an image in your mind?

Design your own fantasy island using the map sheet below. You'll want to include lots of incredible places on your island with plenty of opportunity for adventure.

Think of a route through your island that you could lead your reader on. Where would they start? Where would they finish?

List some adjectives around the edge of your map to describe the places you've drawn. You might want to include some similes and metaphors to create some lovely mental images for your readers.



<p>Wednesday</p> <p>Try the reading and grammar Sumdog work and complete your diagnostic test!</p>	<p>LO: I can create characters</p> <p>What sort of characters/creatures would live on your island? Would there be different people in each place?</p> <p>How do you think your reader would interact with your characters? Would they help on the journey or would they make it harder? How will they change the story?</p> <p>Complete English sheet 2. Use the sheet to design some characters your reader will meet on their journey through your island. You can create as many as you want.</p> 
<p>Thursday</p> <p>What English tasks have you completed on Purple Mash today?</p>	<p>LO: I can write instructions</p> <p>Write some instructions your reader will need as they travel through your fantasy land.</p> <p>Will they need to avoid the snakes on the ground? Will they have to take the golden crown from the palace and bring it to the swamp? Will they need to ask the witch for directions to the North Pole?</p> <p>Don't forget capital letters, full stops and commas where they are needed. Instructions need an imperative verb, so make sure yours have these.</p>
<p>Friday</p> <p>What reading have you completed this week? Make a list of all your reading. Can you recommend a book to a friend?</p>	<p>LO: I can write a story</p> <p>Listen to Instructions by Neil Gaimon again.</p> <p>You are going to write your own story, instructing your reader through your fantasy land. You are responsible for making sure they get through your land unscathed. Therefore, you must make sure your instructions are clear and detailed.</p> <p>Use your map to help you plan the journey and the instructions you wrote yesterday to help you guide your reader.</p> <p>We look forward to reading your stories!</p>

Decimal Place Value Challenge

Arrange all the digits to make a decimal number that meets the given criteria.

1. Between 23 and 25:

4, 2, 7

T	O	t

2. Between 35 and 37:

9, 6, 3

T	O	t

3. Between 19 and 21:

8, 0, 2

T	O	t

4. Between 63 and 65:

4, 6, 3

T	O	t

5. Between 80 and 82:

5, 1, 8

T	O	t

6. Between 25 and 27:

6, 2, 2

T	O	t

7. Between 12 and 14:

9, 1, 3

T	O	t

8. Between 86 and 88:

8, 1, 7

T	O	t

9. Between 44 and 46:

6, 4, 5

T	O	t

10. Arrange the following digits to make the largest decimal number possible:

5, 3, 8

T	O	t

11. Use the same digits to make the smallest decimal number.

T	O	t



Compare Decimals

Use a tenths or hundredths number line to help you to answer the questions.

Choose the correct symbol < or > to complete the statements.

1. 0.6 0.3

6. 0.83 0.82

2. 0.2 0.8

7. 0.55 0.65

3. 5.4 5.9

8. 9.99 9.94

4. 27.6 27.1

9. 25.05 25.50

5. 7.8 8.7

10. 6.78 8.76

11. Use the numbers below to complete the statements.

5.3 0.5 5.5 0.3 5.6 0.6

>

<

>

<

12. Use the numbers below to complete the statements.

6.45 5.46 4.65 5.64 6.54 4.56

>

<

>

<



Compare Decimals

1. Use the numbers below and < and > symbols to create greater than and less than statements. Can you find every possibility?

5.3 0.5 5.5 0.3 5.6 0.6

2. Use the numbers below and < and > symbols to create greater than and less than statements. Can you find every possibility?

6.45 5.46 4.65 5.64 6.54 4.56

3. Can you put all the numbers from both sets in order from smallest to largest?

4. Complete the statements below using each of the numbers above only once.

34.5 32.9 32.69 34.01 32.61

33.56 <

32.7 <

33.6 >

34.05 <

32.65 >



Ordering Numbers With Up To 3 Decimal Places (1)

I can order decimals with up to 2 decimal places.

Order the following decimal numbers from smallest to largest.

- 0.61 0.58 0.42 0.2 0.81

--	--	--	--	--
- 0.57 0.29 0.14 0.48 0.26

--	--	--	--	--
- 0.67 0.09 0.7 0.28 0.81

--	--	--	--	--
- 0.03 0.86 0.49 0.71 0.94

--	--	--	--	--
- 0.37 0.59 0.53 0.15 0.05

--	--	--	--	--
- 0.82 0.53 0.06 0.44 0.16

--	--	--	--	--
- 0.14 0.27 0.4 0.9 0.35

--	--	--	--	--
- 0.06 0.51 0.05 0.77 0.54

--	--	--	--	--
- 0.75 0.03 0.45 0.56 0.77

--	--	--	--	--
- 0.96 0.05 0.36 0.1 0.93

--	--	--	--	--

Ordering Numbers With Up To 3 Decimal Places (1)

I can order decimals with up to 3 decimal places.

Order the following decimal numbers from smallest to largest.

- 0.086 0.011 0.012 0.099 0.046

--	--	--	--	--
- 0.055 0.022 0.076 0.028 0.088

--	--	--	--	--
- 0.032 0.083 0.046 0.06 0.069

--	--	--	--	--
- 0.065 0.059 0.02 0.06 0.046

--	--	--	--	--
- 0.099 0.04 0.097 0.051 0.08

--	--	--	--	--
- 0.083 0.055 0.053 0.047 0.059

--	--	--	--	--
- 0.023 0.088 0.033 0.058 0.077

--	--	--	--	--
- 0.041 0.04 0.026 0.018 0.068

--	--	--	--	--
- 0.065 0.092 0.086 0.097 0.039

--	--	--	--	--
- 0.025 0.013 0.046 0.053 0.084

--	--	--	--	--



Rounding Decimals

Draw number lines to help you to round the numbers to the nearest whole number. Use a Rounding Number Line if you need to.

1. 0.8 rounded to the nearest whole number is



2. 13.6 rounded to the nearest whole number is



3. 57.2 rounded to the nearest whole number is



4. 84.4 rounded to the nearest whole number is



5. 28.1 rounded to the nearest whole number is



Rounding Decimals

Round each number to the nearest whole number.

1. 0.8 rounded to the nearest whole number is

2. 13.6 rounded to the nearest whole number is

3. 57.2 rounded to the nearest whole number is

4. 84.4 rounded to the nearest whole number is

5. 28.1 rounded to the nearest whole number is

6. 55.5 rounded to the nearest whole number is

7. 16.3 rounded to the nearest whole number is

8. 99.7 rounded to the nearest whole number is

9. 50.9 rounded to the nearest whole number is

10. 132.5 rounded to the nearest whole number is

Use your answers above to complete the next section. Can you give 2 other numbers which would round to the same whole number for each question?

1.

6.

2.

7.

3.

8.

4.

9.

5.

10.



English




English 2

My character looks like...

My character's actions are...

My character's personality is...

My character changes because...



Great work Y4!

We love seeing pictures of all your hard work.

Keep the work coming in and continue with your excellent work!

