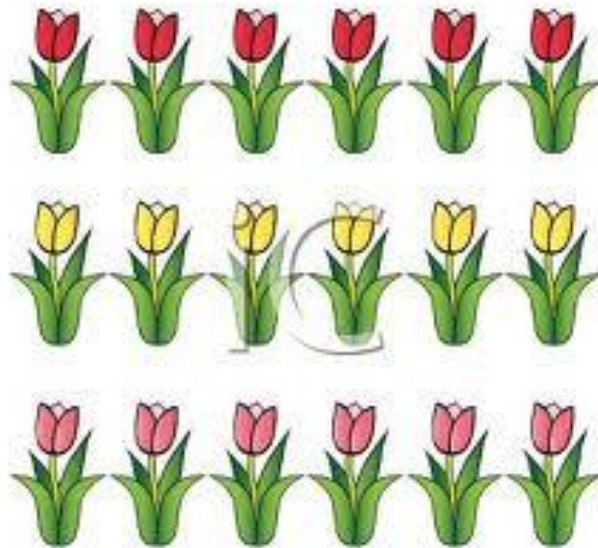


Welwyn St. Mary's Primary School



# Spring Term 2025



# Year 3

<b>MS3</b>		<b>M3</b>
<b>Mrs Southall</b> <i>Class Teacher</i> <i>Monday -</i> <i>Wednesday</i>	<b>Mrs Maouchi</b> <i>Class Teacher</i> <i>Thursday and</i> <i>Friday</i>	<b>Miss Milnes</b> <i>Class Teacher</i>
<b>Mrs Brunson</b> <i>Teaching Assistant</i> <b>Madame Farrington</b> <i>French Teacher</i> <b>Mrs Harrison</b> <i>Music Teacher</i>	<b>Mrs Curtis</b> <i>Teaching Assistant</i> <b>Madame Farrington</b> <i>French Teacher</i> <b>Mrs Harrison</b> <i>Music Teacher</i>	

## Happy New Year and welcome back to Year 3.

We hope that you find all the information in this leaflet useful. If you have any further questions about the term ahead, please do let us know so that we can arrange a time to talk to you.

There are a few things that you can do to help us (and your child):

- Please ensure that your child brings their Home Learning Record and reading book to school every day.
- Please ensure that your child's clothing (cardigans and jumpers in particular) is named.
- Please do not hesitate to let us know if your child struggles with a piece of homework (a note on the actual piece of homework or in their Home Learning Record is fine).

Thank you! *The Year 3 team.*

### Routines

We encourage each child to learn and follow simple daily routines in order to make them independent and responsible for their own belongings. It would be an enormous help to your child and staff if you could support this by doing the following:

- Dropping your child off promptly (at 8.35 a.m) at the KS2 waiting area every morning allowing them to come straight in to school ready to start the day.
- Giving your child a piece of fruit (or vegetable) to eat at break time.
- Ensuring your child has their book bag and lunch box (if they need one) with them in the morning.
- Waiting for your child at the end of each day (3.20pm) at the KS2 waiting area along the side of the school and not on the driveway.

## Topics


### English

In English lessons, children are taught speaking, listening, reading and writing skills through the Essential Writing scheme of work. These include: narrative, persuasive speeches, personal narrative and poetry.



Your child will be part of the whole class guided reading session where they develop their reading and comprehension skills with their teacher. **Please ensure that your child continues to read at home every day for at least 10 minutes and that you complete their Home Learning Record book by commenting and signing it at the end of each week. We would ask you to continue to hear your child read and ask questions about the text as often as you can. Explore new words and phrases together and talk about the characters. It is also beneficial if you read to your child whenever possible.** For more top tips on supporting your child with their reading, have a look at these websites ...

### Mathematics



Maths is taught every day using the National Curriculum and the Essential Maths scheme of work from Herts for Learning. All areas of study will be covered this term to develop pupils' mathematical fluency.

Your support in helping your child consolidate their basic skills would be greatly beneficial.

This could include:

- ensuring that your child is confident in applying their knowledge of number bonds to work out both addition and subtraction facts for numbers up to 100. For example,  $23 + ?? = 100$  or  $100 - 43 = ??$
- counting forwards and backwards from any number in steps of 3, 4, 8, 50 and 100 from any given number
- using different vocabulary for all the operations.

This term we will continue to focus on learning the 3, 4 and 8 times tables together with the 2, 10, and 5. **By the end of Y3 children are expected to know 2, 3, 4, 5, 8 and 10 times tables and the corresponding division facts.** Every Friday, your child is tested on their times tables so please continue to support your child to learn them at home.

There are so many different resources and websites to support children with their times tables. For more information about what your children will be learning in maths throughout the year please visit our website [www.welwynst-marys.herts.sch.uk](http://www.welwynst-marys.herts.sch.uk). You can find a useful vocabulary list, some games you might wish to play with your child and a document outlining the progression of written methods in mathematics.

### RE

This term we cover two topics in our Religious Education lesson. First, we will be looking at the story of Noah in the Bible and linking this to the idea of promises and how we live in school and the wider world. We will also be studying Easter. We will be focusing on retelling the story, understanding the importance of Lent and discussing why this is such a special time for Christians.

### Science

Our science topics for this term are 'Rocks and soils' and 'Plants' using the schemes of work from Developing Experts. Through these topics children will develop their scientific skills, making careful observations, learning to plan simple investigations, understand how to make them fair, and drawing conclusions from



their results which they will present in a range of ways. They will be encouraged to develop skills in questioning outcomes and refining their investigative expertise.

### **Computing**

In computing, we use the NCCE scheme of work to support the curriculum. We are looking at branching databases and desktop publishing. Any help with developing familiarisation of the keyboard, and touch typing would be very beneficial for your child.

### **History**

This term we are continuing to learn all about 'The Ancient Greeks'. Your child will be finding out about the wars between the Greeks and the Persians, Gods and Goddesses, the Greek alphabet, pottery and drama as well as researching everyday life and making comparisons about what it was like to live in different strata of society.



We end our topic with Our Greek Day on Tuesday 21<sup>st</sup> January. The children will enjoy taking part in a variety of activities such as being an apprentice and making goods to sell, gossiping in a Greek market, eating Greek food, role playing the Battle of Marathon and entertaining guests with songs and plays. Further details about this amazing day will follow soon.

Here are some excellent websites about Ancient Greece which your child might find interesting. The best ones are:

<https://www.bbc.co.uk/bitesize/topics/z87tn39>

<http://www.ancientgreece.co.uk> (The British Museum)

### **Design & Technology and Art**

'Mazes' – this topic links to our work on the Ancient Greeks and the myth of Theseus and the Minotaur. The children will design and make their own mini labyrinth. They will learn some simple wood work techniques – including how to use a saw safely! When we get started on the practical aspects of this topic help from parents would be much appreciated; we'll send out an SOS nearer the time!



### **PE**



Please remember that long hair must be tied back and earrings removed or covered up. We will be developing golf skills using the Golfway resources and creating a dance for our production before half term. After half term the focus will be dodgeball and indoor athletics.

### **Music**

Music will be taught on a two-weekly basis by Mrs Harrison, lead of music at St Mary's. Topics covered will be practised and reinforced on the alternate weeks in class. Our topic this term is on the theme of 'Animals'.



### **French**



Madame Farrington will be teaching French and lessons will be reinforced regularly. Our topic in French this term is called Les Jeux et Chansons (Games and Songs) We will start with a version of The Farmers in his Den and will be discussing nouns and gender. We will continue with some French rhymes, including counting rhymes. We will extend our counting and recognition of numbers to 20. Finally, we will learn how to describe playground games in French and will read and write simple sentences expressing a preference. We will continue to develop our recognition of sounds.

## Homework

In line with the school policy on homework this term we will be sending homework as follows:

- **Reading:** as mentioned above, please ensure that your child continues to read at home and hear them as often as possible. Every evening for at least 10 minutes would be ideal. Please ensure that you complete their Home Learning Record book by commenting daily and signing it at the end of each week. It is also beneficial if you read *to* your child whenever possible. Please see reading guidance attached.
- **Spelling:** homework will be given out on a Monday and tested the following Monday in 3 Hazels but Friday in 3 Hawthorn. The children have been taught to practise spellings using the 'look, say, cover, write, check,' method and other spelling strategies. In class we will also be revising and consolidating their phonic knowledge. Thank you for supporting your child with his or her spelling homework.
- **Maths:** it would be greatly beneficial to your child if you continue to practise and consolidate basic skills (please see Maths section). We will continue with times tables test on Fridays. Further to this they will continue with their maths homework books which will support their learning in class. They will usually be given out on a Friday and must be returned by the following Wednesday.

## A quick reminder of our School Uniform...

Our school endeavours to ensure that our uniform is as gender neutral as possible.

School Uniform	
Trousers, shorts, skirt, pinafore	Grey
Polo shirt, shirt, blouse (with or without logo)	White
School sweatshirt, cardigan *(with or without logo)	Maroon
Plain sensible shoes (no trainers, sandals or boots)	Black
Socks/tights (not trainer socks)	Plain grey
School pink check cotton dress and plain white socks (Summer term up to October half term only)	
*Preferably children should have one sweatshirt or cardigan with a logo	

Additional items	
Water bottle	
Sun hat (in summer)	
<b>Reception and Year 1</b> – School book bag from uniform supplier	
<b>Year 2 – Year 6</b> – Small rucksack	
Hair accessories- small plain clips, bands, ribbons in brown, black or maroon	
Key stage 2 - Shin pads for hockey and football	
<b>Optional</b> fleece or jacket with school logo for outdoor use	

PE Kit	
<b>Plain</b> PE shorts	Black
Long <b>plain</b> tracksuit bottoms for colder weather	Black
Trainers for outdoor games	
PE hoodie with house coloured logo	Available from uniform suppliers
<b>Key Stage 1 and Reception only</b> Coloured 'house' T-shirt	Available from the school office
<b>Key Stage 2 only</b> PE polo shirt with coloured house logo	Available from uniform suppliers
<b>PE kit should be worn to school on PE days</b>	

### Jewellery

The only permitted jewellery that may be worn is:

- One pair of stud earrings (no other piercings are permitted). Earrings must be taken out or taped for PE.
- A sensible wristwatch (a smartwatch maybe worn if classroom mode is enabled at all times), whilst on the school site and school trips etc.

Jewellery is the responsibility of the pupil and not the school.

### Hair

• Long hair needs to be tied back for school, this is for safety and hygiene reasons and to ensure that children's vision is not impeded. Hair should not be cut too short and should not have designs / tramlines shaven into it.

• Hairstyles should be smart and moderate in style. Brightly coloured hair is not permitted.

• Large, excessive hair accessories should not be worn; however, small hair clips or plain headbands or ribbons in brown, black or maroon are acceptable.

At the Headteacher's discretion, there may be exceptions to the above in extreme circumstances e.g. a pupil may be permitted to cover their hair if they have hair loss / illness etc.

### Make-Up

Pupils are not allowed to wear make-up or nail varnish. False nails are not permitted.

### Labelling

All clothing, shoes, water bottles and school bags should be clearly labelled with your child's name. Any lost clothing is to be taken to the lost property box. All lost property is retained for a term and is disposed of if it is not collected within this time.

## Timetable

Here's a **sample** copy of our weekly timetable so that you can see how our days are broken up. No two weeks are the same however so please look at the notes below for guidance on when your child is doing particular activities.

We regularly watch BBC Newsround and use sites such as Supermovers and Just Dance to build in activity into lessons.

	8:45-9:00	9:00 – 10.25 10.00 assembly			10:40 – 11:00	11:00 – 12:00		1:10 – 2:15	2:15 – 3:20		
Monday	Spelling	English - spellings		<b>BREAK</b>	Guided Reading	Maths	<b>LUNCH</b>	PE		DT	
Tuesday	Spelling	Maths			Guided Reading	English		Assembly	RE	Art	
Wednesday	Spelling	Maths	Assembly		Guided Reading	English		Music	Jigsaw	computing	
Thursday	Spelling	Maths	Mark homework		Guided Reading	English		Science		Science	Assembly
Friday	Spelling	French	Maths		Guided Reading	English		Assembly	PE/ History		

### Important Dates


- Year 3 and 4 production 5th and 6<sup>th</sup> February
- Parent Consultations Wednesday 12<sup>th</sup> and Thursday 13<sup>th</sup> February

*Keep checking the newsletters for any new events or changes.*

**Finally, thank you for continuing to support your child with their reading, spelling, maths and other projects at home.**

# E-Safety.

Below is some important information on the school's policies on taking photographs of children as well as a copy of the e-safety agreement that the children sign.



## **Using Images Safely and Responsibly**

We all enjoy and treasure images of our family and friends. Our new born baby, first steps, family events, holidays and school events are moments we all like to capture in photos or on video.

We then have the added and exciting dimension of adding our images and video to our social network, such as Facebook, YouTube and many other online websites. This means that we can easily share our photos and video with family and friends.

Whilst this is naturally useful, in schools and educational settings we do need to protect and safeguard all children and staff in our school, including those who do not want to have their images stored online.

**Online Images and Video.** *What should we think about before adding online any images or video? Are there any risks?*

### **Facts**

- Once online any image or video can be copied and stay online forever.
- Some children are at risk and **MUST NOT** have their image put online. Not all members of the school community will know who they are.
- Some people do not want their images online for personal or religious reasons.
- Some children and staff may have a complex family background which means that image sharing online can have unforeseen consequences.

We must all **'Think Before We Post' Online**

**At Welwyn St. Mary's School we are happy for parents and carers to take photos and video of the school events and productions for *personal use* but request that these images are not distributed or put online. This is to protect all members of the school community**

*Thank you for your support.*

**Please note:** From time to time we use photographs of our pupils to promote and celebrate the good work in our school. This might be on our website or in paper form to carefully selected audiences. We never publish a child's name alongside their photograph for reasons of safety. If you do not wish your child's be photograph to be used in this way please send a letter in to your child's teacher.



## **Pupil Acceptable Use Agreement / E- Safety Rules.**

- I will only use ICT in school for school purposes.
- I will only use my class e-mail address or my own school e-mail address when e-mailing
- I will only open e-mail attachments from people I know, or who my teacher has approved.
  - I will not tell other people my ICT passwords.
  - I will only open / delete my own file.
- I will make sure that all ICT content with other children and adults is responsible, sensible and polite.
- I will not deliberately look for, save or send anything that could be unpleasant or nasty. If I accidentally find anything like this I will tell my teacher immediately.
- I will not give out my own details such as my name, 'phone number or home address. I will not arrange to meet someone unless this is part of a school project approved by my school teacher and an adult comes with me.
- I will be responsible for my behaviour when using ICT because I know that these rules keep me safe.
- I know that my use of ICT can be checked and that my parent / carer will be contacted if a member of staff is concerned about my E - Safety.