




Learning at home: Year 3 week 6 beginning 27.04.20

Use this grid to help your child work at home. Children concentrate best during the first half of the day. Make a routine that works for you. Build in fun, exercise and times to relax and laugh. Tell your child that school will want to see what they have been doing.

PE with Joe Wicks at 9am Mon-Fri <https://www.youtube.com/watch?v=qGKGNzNbWjU>

If you would like extra activities, you might like to visit BBC Bitesize lessons (the clips for the lessons can be accessed via the red button on your TV too). <https://www.bbc.co.uk/bitesize/tags/zmyxxyc/year-3-lessons/1>

Or additional activities and online lessons at <https://www.thenational.academy/online-classroom/year-3/#subjects>

Reading		
<ul style="list-style-type: none">Daily reading using a home book or other reading materials e.g. a recipe, magazines, National Geographic for kids' website, BBC Bitesize reading materials.Complete the World book Day reading challenge if you are able to access a range of books.Reading books, just like your school books, can be found on: https://www.oxfordowl.co.uk/Books are also on Purple Mash. Use your login.<ul style="list-style-type: none">Listen to a good book: https://www.worldofdavidwalliams.com/elevenses/ https://www.storylineonline.net/ https://www.storynory.com/	<p>Continue to share your reading with an adult and record all reading in some way.</p> <p>Read aloud and focus on:</p> <ul style="list-style-type: none">ExpressionFollowing the punctuation accuratelyAccuracyTalk about what you have readAsking and answering questions about the book. Advice and examples of questions can be at the bottom of week 5's document, and can be printed and glued to make a bookmark. 	<p>Reading comprehension: David Walliams biography comprehension</p> <p>Find it at the bottom of this document.</p>

Writing
Biography writing,
recount writing
and time
conjunctions.

Remember:

- ✓ Date
- ✓ Leave a line
- ✓ Title
- ✓ Leave a line
- ✓ Then get started ...



Monday

Interview a family member, asking questions about their childhood and life. You could choose somebody you live with, or somebody you could call or email to find out the answers to your questions.
There are example interview questions at the bottom of this document.

Wednesday

Time conjunctions activity: end of document

Friday

Spelling test: ask an adult to test you with this week's spellings. You can email your teacher using Purple Mash to tell them your score.

Write an acrostic poem for somebody in your family.
The first letter of every line spells out a word e.g.

B
R
O
T
H
E
R

Tuesday

Features of a biography sheet at the end of the document.

Write a biography for the family member you interviewed yesterday.
Try your best to arrange your writing into paragraphs.

Thursday

Recount of a day spent with, or activity completed with, your family.
Try to use a range of time conjunctions to help you to make your writing interesting.
Remember recounts should be written in past tense and chronological order (time order).

Handwriting practice

Spellings

Apples- 'sp' and 'spr' spelling

1. spin
2. spot
3. spill
4. spark
5. speak
6. spout
7. spell
8. specific
9. spring
10. spray

Bananas (1-10), pears (1-12) and mandarins (1-15) 'wa' and 'qua'

1. was
2. wasp
3. wash
4. want
5. watch
6. water
7. warm

breath

breathe

build

busy

business

calendar

caught

centre

century

certain

8. towards
9. squash
10. quality
11. quantity
12. warned
13. afterwards
14. swamp
15. wander

Maths

Do a page from your mental maths homework book each week.

Use the Times Tables Rockstars website daily.

We have changed the way TTRockstars works based on feedback we have had. Thank you

Use **Purple Mash and Sumdog** - don't forget to check your 2dos for related games and activities sent by your teacher.

Lots of printable resources to support times tables learning :

https://www.purplemash.com/#tab/pm-home/maths/printable_resources_maths_tables

for letting us know and please do let us know if there is anything else we can do to help.

PLEASE NOTE: TTRockstars may seem a little slow to build up in challenge, but once you get through the first few levels it should quickly pick up. This is to assess your child's understanding of tables and should therefore be more responsive than it used to be.

Fluency starter- mini maths brain warm-up

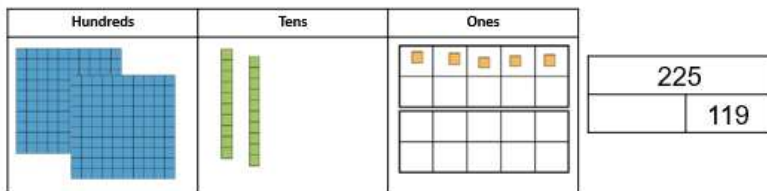
Calculate:

$$\begin{array}{r} 225 \\ - 119 \\ \hline \end{array}$$

Will you need to regroup?

The difference between ... and ... is ...

- take away
- subtract
- difference
- column
- regroup
- method



Maths focus for this week:

I can: add 2- and 3-digit numbers using column addition

See the bottom of the document for some game ideas, activities and a poster to remind you of the steps.

Check Sumdog for relevant activities if you have access to a device.

Family challenge project for the week beginning 27.04.20

'FAMILY'

What interests you about this project? You set the goals!

You could.....

Science

Find out about genetics and why families look alike <https://www.ducksters.com/science/biology/genetics.php>

Survey your family hair and eye colours. Make a chart to show your results. What did you find out?

How do babies grow? <https://www.youtube.com/watch?v=n5OcdbBqVSA>

Evolution and natural selection <https://www.bbc.co.uk/teach/class-clips-video/science-ks2-the-work-of-charles-darwin-and-alfred-wallace/zrbxgwx>

Research animal families. Look into the classification of your favourite animal- what is it related to?

History and Geography

Make a family tree for your family or for a famous family. Find out about royal succession (who becomes the next King or Queen).

Make a list of things that have changed over time for families or compare your life with a family from another country.

Research the year you or your parents were born - List 5 important thing that happened that year.

Covid 19 time capsule sheets. Make your own sheets instead of printing <https://www.kiddycharts.com/assets/2020/04/Covid-19time-capsule.pdf>

Find out about Queen Elizabeth 1st and Queen Victoria by reading this book. Log into Oxford Owl to read it.

<https://www.oxfordowl.co.uk/api/interactives/12954.html> Now make a family tree for one of the Queens.

Find out about the Tudor Dynasty <https://www.dkfindout.com/uk/history/tudors> Learn the rhyme about Henry VIII's wives to help you remember what happened to each of them. <https://www.youtube.com/watch?v=n1r3qvzaOGU> This video is filmed at Hatfield House. Who in the Tudor dynasty lived here? Have fun with Horrible Histories Terrible Tudors

<https://www.bbc.co.uk/iplayer/episode/b0b2wr6q/ad/horrible-histories-series-7-15-terrible-tudor-special>

Ancient Egyptian families <https://www.historyforkids.net/egyptian-families.html>

Queen Victoria <https://www.bbc.co.uk/teach/class-clips-video/ks2-queen-victoria-the-ultimate-victorian/z79vhbk>

Find out how families live around the world. What is different and what is the same as your family life?

<https://www.bbc.co.uk/programmes/b08t17zs>

Different family based resources to download from Twinkl - <https://www.twinkl.co.uk/resources/topics/ourselves-all-about-me/my-family>

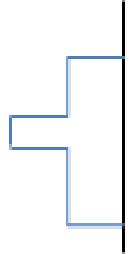

Our royal family. Tuesday 21st April was Queen Elizabeth's 94th birthday. Find out about her and her family.

<https://www.royal.uk/royal-family>

Research a family member who died in the war using the CWGC website. <https://www.cwgc.org/>

Art and DT	<p>Before photographs were invented, portraits were the only way to see what someone looked like. Explore some of the amazing portraits in the National Portrait Gallery. https://www.npg.org.uk/collections/explore/</p> <p>Can you draw some portraits to go with your family tree? Remember to use the portrait skills we learnt earlier this year. https://www.youtube.com/watch?v=WROSZ6803cE</p> <p>Look at some family photographs. Do you have any really old ones? Can you take a family photograph? What would you include in the photos to show their characters?</p> <p>Create a family tree using photos of your family members, or drawing your family members.</p>
RE	<p>Find out about family life e.g. family life for Muslims https://www.youtube.com/watch?v=hyzvRvTe0h8 or another faith group.</p>
Music	<p>Sheku Kanneh Mason comes from a very musical family. Find out about them all: https://www.classicfm.com/artists/sheku-kanneh-mason/kanneh-masons-family-father-mother-siblings/</p> <p>The Young Persons Guide to the Orchestra . This interesting piece of music was written by Benjamin Britten to introduce children to the families of instruments in an orchestra. How many groups can you find? Which family of instruments do you like best? https://www.youtube.com/watch?v=3HhTMJ2bek0</p>
French	<p>Watch this clip on Babelzone (username welwyn password french) Remember to listen and repeat. http://www.lcfclubs.com/babelzoneNEW/flashFR/01FruitFamily/01FruitFamily.html</p> <p>Draw a picture of your family and introduce them using the vocabulary</p> <p style="padding-left: 40px;">Voici mon père. Voici ma mère .</p> <p style="padding-left: 40px;">Voici ma sœur. Voici mon frère.</p> <p>Watch and learn this song http://www.lcfclubs.com/babelzoneNEW/flashsongsFR/family_fr/</p>
Other ideas	<p>Family pencil and paper games: https://www.playworks.org/resource/fun-paper-and-pencil-games-to-play/</p> <p>What is your favourite family board game? Arrange a tournament.</p> <p>Design your very own family Coat of Arms.</p> <p>https://www.google.co.uk/url?sa=i&url=https%3A%2F%2Fwww.pinterest.com%2Fpin%2F443252788311762978%2F&psig=AOvVaw1KC8LC5mRndGU7Z1TE8Wqm&ust=1587558799839000&source=images&cd=vfe&ved=0CAIQjRxqFwoTCJDzsfD-egCFQAAAAAdAAAAABAJ</p> <ol style="list-style-type: none"> 1. Think of a family motto 2. Pick 4 or 6 pictures or symbols to show important things about your family 3. Draw a large shield shape and split it into sections for your drawings. Add your motto underneath or over the top. <p>Twinkle home learning activities: www.twinkl.co.uk/offer Code: UKTWINKLHELPS</p>

Early Morning Worksheet- just like we do at school, you can do a little bit of writing and maths practise each morning using the sheet below.

Monday	Tuesday	Wednesday	Thursday	Friday
<p>Write 4 synonyms for quiet.</p> <p>1 _____</p> <p>2 _____</p> <p>3 _____</p> <p>4 _____</p>	<p>Write 4 adverbs for this sentence:</p> <p>A monster crawled out from the tunnel.</p> <p>1 _____</p> <p>2 _____</p> <p>3 _____</p> <p>4 _____</p>	<p>Determiners are: A / an, this, that</p> <p>Write a sentence to use 'that'</p> <p>_____</p> <p>_____</p> <p>_____</p>	<p>Put in the necessary punctuation:</p> <p>out of the darkness sam saw the glowing light there was no mistaking the signs this was going to be the end</p>	<p>Which 3 verbs could you use to complete this sentence?</p> <p>The mouse _____ up the clockface.</p> <p>1 _____</p> <p>2 _____</p> <p>3 _____</p>
<p>$3 \times 6 =$ $38 + 52 =$ $29 + 41 + 88 + 32 =$</p> <p>$\begin{array}{r} 24 \\ \times 3 \\ \hline \end{array}$</p> <p>How many angles in triangle? _____</p>	<p>$8 \times 6 =$ $600 \times 8 =$</p> <p>Draw the reflection of this shape</p> 	<p>$6 \times 40 =$ $54 - 39 =$</p> <p>Draw a regular quadrilateral.</p> <p>How many m in half of a kilometre? _____m</p>	<p>$6 \times 7 =$ $4 \times 30 = \square \times 4 \times 3$</p> <p>What is $\frac{3}{8}$ of 32?</p> <p>_____</p> <p>How many m in a kilometre? _____m</p>	<p>$9 \times 6 =$ $83 - 15 =$ $134 - 67 =$</p> <p>What time does the clock face show?</p> 

Maths activities: Adding practice

Games to be played with a partner and a 0-9 dice. If you do not have a 0-9 dice at home, you can use this site to simulate it:

<https://nrich.maths.org/6717&part=> (be sure to change the settings to 0-9)

Game 1

You and your opponent need to draw an addition grid like this, each:

$$\begin{array}{r} \square \square \\ + \square \square \\ \hline \\ \hline \end{array}$$

Take turns to throw the dice. After each throw of the dice, you each decide which of your cells to put that number in. Throw the dice four times until all the cells are full.

Whoever has the sum closer to 100 wins.

A point for a win. The first person to reach 10 wins the game.

You can vary the target to make it easier or more difficult.

Game 2

You and your opponent need to draw an addition grid as in game 1.

Take turns to throw the dice, until it has been thrown four times in total. After you have collected all four numbers, each player must decide where to place them on his/her own grid.

Whoever has the sum closer to 100 wins.

A point for a win. The first person to reach 10 wins the game.

You can vary the target to make it easier or more difficult.

Addition: Column Method

1

$$\begin{array}{r} 34 \\ +57 \\ \hline \\ \hline \end{array}$$

Place the numbers one on top of the other, lining up the tens and ones.

2

$$\begin{array}{r} 34 \\ +57 \\ \hline 1 \\ \hline \end{array}$$

Add the ones and write the answer under the ones.

3

$$\begin{array}{r} 34 \\ +57 \\ \hline 1 \\ \hline 1 \end{array}$$

Regroup any tens to the tens column.

4

$$\begin{array}{r} 34 \\ +57 \\ \hline 91 \\ \hline 1 \end{array}$$

Add the tens including any tens you've regrouped.

5

$$\begin{array}{r} 34 \\ +57 \\ \hline 91 \\ \hline 1 \end{array}$$

Check your answer.

Family biography

Possible interview questions for family member. You can add/ change any questions you like, but remember the answers will help you to write your biography about this person.

Who lived in your house when you were growing up?

Where did you live as a child and has this changed?

What did you typically eat in a day?

What games did you play with your friends?

What was your favourite toy?

What was your favourite book?

What was your favourite subject at school?

Who was your best friend when you were a child?

Did you have any pets? What were they?

What was on TV when you were a child?

What did you want to be when you were older?

What was your first job?

How has life changed since you were a child?

Time conjunctions activity

1. Choose the best time conjunction to go in each of the spaces. Use the word bank to help you.

after	as long as	as soon as	before
by the time	now that	once	since
while	until	when	whenever

- a) _____ she had finished her sandwich, she opened her bag of crisps.
- b) The new baby was born _____ the nursery was decorated.
- c) She couldn't leave _____ the film had finished.
- d) _____ she arrived home with her new football, she had run out of energy.
- e) He had just sat down _____ the doorbell chimed.

2. Write three sentences of your own, using **before**, **after** or **when** as time conjunctions.

Features of a Biography



Purpose:

to give an account of someone's life.

Tense:

- written in the past tense
- Closing statements may use present/future tense

Structure:

Opens with an **attention grabbing** introduction that summarises the main events of the person's life and makes the audience want to read on.

Key events are written in **chronological order**.

Early life, family, home and influences help the audience to understand the person.

Use relevant images and captions for interest.

Concludes with what they are doing now, or how they are/will be remembered.

Include:

- information about their personality
- specific facts about achievements, influences and significant people

Include:

- their feelings about different points and events in their life
- quotes from the person themselves, or other key people

Include:

- third person pronouns, such as:
he, she, they,
himself, herself,
it, their, them

Include:

- adverbials, such as:
accordingly
consequently
therefore
hence

Include:

- ellipses, repetition, and time conjunctions to link sentences and paragraphs, such as:
then, after that,
this, firstly,
whenever



Who Is David Walliams?

David Walliams is a comedian, actor and author. He is also a judge on a TV talent show and writes for TV. David raises money for the charity, Sport Relief, which helps people all over the world.

David's Childhood

David was born on 20th August 1971 in Merton, London. He was the child of Peter and Kathleen Williams. From a young age, he loved dressing up and his older sister Julie would often dress him up in girls' clothes for fun.

David went to school in Surrey, where his love of dressing up grew and his love of acting began. He was also on the school swimming team. At age 11, he acted in his first school play wearing a dress and made everyone laugh. This was the moment he knew that what he wanted to do with his life was make people laugh.

David the Author

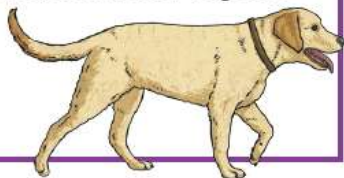
David had a successful TV career and his own TV show. But he wanted to write a book about how it's OK to be different. In 2008, he published 'The Boy in the Dress' about a boy who loves football and wearing dresses. The book sold over half a million copies.

David has now written twelve chapter books for children and six picture books for younger readers. Some of his most famous books are 'Mr Stink', 'Billionaire Boy' and 'Gangsta Granny'. His books are often illustrated by Tony Ross, who also illustrates the 'Horrid Henry' books.



Did You Know...?

- David changed his name from Williams to Walliams because there was already an actor called David Williams!
- When swimming in the river Thames, David rescued a Labrador dog that had fallen in the river!
- David has sold over eight million books all over the world.



Many of David's books have now been filmed for TV and you can sometimes spot him acting in them too!

Charity Work

David has raised a lot of money for charity. In 2006, David swam the English Channel (from England to France) to raise money for Sport Relief. He swam 22 miles and raised over one million pounds. In 2011, David swam the length of the river Thames (140 miles) and raised more than two million pounds for Sport Relief. David was awarded an OBE by The Queen in 2017 for his charity work.

Comprehension questions:

1. What did David like doing as a child?
2. When was 'The Boy in the Dress' published?
3. Finish this sentence:
David wanted to write a book about...
4. Fill in the missing words in this sentence:
David raised _____ million pounds for charity in 2011 and _____ million pounds for charity in 2006.
5. What did David rescue when swimming the river Thames?
6. Who often illustrates David's books? Why do you think he chose this illustrator?