



Learning at home: Year 3 Week 16 beginning 06.07.20

Dear Year 3 families,

It has been great to see so many of you back in school. Here is a 5 day plan for literacy and maths learning.

Home learners: all you need to work at home is included in this grid. Please send us pictures of how you get on. We would love to see.

2 days a week groups: We will teach lessons 1 and 2 to **ALL** pupils in on **Monday and Tuesday and Thursday and Friday.**

ALL 2 days a week pupils can complete lessons 3, 4 and 5 at home. Do not complete lessons 1 and 2 at home.

Key worker pupils in school for all 5 days will complete the learning with Mrs Southall.

Reading

Online reading books can be found at: <https://www.oxfordowl.co.uk/>

There are colour band reading levels like we have in school! Try it today!

This Weeks Reading Comprehension:

Castles

Read the comprehension about Castles at the bottom of the document then answer the questions in full sentences.

You can check your answers on the answer sheet.

Continue to share your reading with an adult and record all reading in some way.

Read aloud and focus on:

- Expression
- Following the punctuation accurately
- Accuracy
- Talk about what you have read
- Asking and answering questions about the book.

Daily reading using a home book or other reading materials e.g. a recipe, magazines, National Geographic for kids' website, BBC Bitesize reading materials.

Books are also on [Purple Mash](#). Use your login.

Don't forget to check out all the 2dos on Purple Mash and Sumdog.

You have:- Spelling

Maths

Family Challenge project at the bottom of the document.

French Home Learning week commencing 06/07/2020

Bonjour les enfants

I hope you are all well. This week we are going to think about sport and hobbies, I am sure many of you will have enjoyed the return of football last week.

Firstly watch this clip of children saying what they enjoy doing in their spare time. See if you can hear how to say some of the activities and watch a couple of times pausing the video and repeating.

<https://www.bbc.co.uk/teach/class-clips-video/french-ks2-favourite-hobbies/z4hxpg8>

Look at this word map to help you with additional vocabulary.

<https://www.lightbulblanguages.co.uk/resources/PrimaryFrench/les-sports-mat.pdf>

Get active by joining these footballers in their French greetings.

<https://www.bbc.co.uk/teach/supermovers/ks1--ks2-mfl-french-greetings-with-ben-shires/zdpdvk7>

You can make a sports fortune teller either by printing this version, or you can make your own and add this vocabulary,

<https://www.lightbulblanguages.co.uk/resources/PrimaryFrench/fortune-teller-fr-sports.pdf>

Finally have a look on Babelzone Unit 10 username welwyn password french. This topic is called Vive le sport and has lots of football related games and activities.

<https://www.lcfclubs.com/babelzoneNEW/FR-Unit10.asp>

Writing

Remember:

Date

Leave a line

Title

Leave a line

Use neatest

handwriting and
correct letter
formation.

Then get
started



Lesson 1 and 2 - In School

Your task for lessons one and two is to make 'A Guide to Year Three.'

You can choose to present this in any form that you like. For example, you could fold up a piece of A4 paper to make a leaflet or a zig-zag book. Try to make your guide entertaining and fun to read. You could include information about the following:

- The teachers and teaching assistants and how to make them happy.
- The Key Stage Two playground, including football days, equipment to play with and maybe a sketch.
- Equipment you need to bring into school.
- Enjoyable activities such as Greek Day, making mazes, sandwich project, science experiments.....
- Christmas production - singing and performing class dances.
- Learning French.

Please bring it in to school when you return and we can show it to the new pupils in Year Three.

Lesson 3 - Home learning

Please find below the reading comprehension about the Women's World Cup.
Read it very carefully and answer the comprehension questions fully.

Lesson 4 - Home learning

Today's task is to create a poster to persuade people to take part in your favourite sport.

When you are persuading people, you need to think about including:

- The name of your favourite sport
- A sentence or two explaining what your sport is and how it is played
- Catchy words or phrases: alliteration, rhyming
- Exaggerate all of the positive points about your sport: 'best', 'most', 'healthiest', 'fittest', 'most fun'.
- Ask the reader a question to make them think about themselves playing the sport and improving their life.

Lesson 5 - Home learning

Spelling test: ask an adult to test you with this week's spellings. You can email your teacher using Purple Mash to tell them your score.

There will be a spelling quiz in your 2dos on Purple Mash if you have access.

Friday

Super sentences.

Choose 5 of your spelling words. Write a super sentence for each of your chosen words.

Try to include:

- An interesting sentence starter: can you start a sentence with a verb or an adverb?
- Exciting adjectives: describe a noun using an interesting adjective, use a thesaurus to help you (you can find these online too!)
- The power of 3: use three verbs or adjectives together to make a really interesting sentence.

Example: She dodged, ducked and weaved through the woods as she ran.

The magical lamp was glowing, powerful and strong.

Handwriting practice

therefore

though

although

thought

through

various

weight

woman

women

Spellings

Apples

1. after
2. again
3. every
4. many
5. people
6. water
7. went
8. when
9. about
10. some

Bananas (1-10), Pears

(1-12) and Mandarins

(1-15)

1. cycle
2. curious
3. ceiling
4. celebrate
5. century
6. calendar
7. decade
8. decide
9. discuss
10. incident
11. uncomfortable
12. recycle
13. accept
14. success
15. increase

Maths - This week our Maths is all about multiplication and division

On-going

Use **Purple Mash and Sumdog** - don't forget to check your 2dos and tasks for related games and activities sent by your teacher to keep practising your maths skills

Do a page from your mental maths homework book each week

Lots of printable resources to support times tables learning :

https://www.purplemash.com/#tab/pm-home/maths/printable_resources_maths_tables

You can now access additional textbooks from Pearson. Just use the link below (you have to agree to the terms that appear first):

[Pearson Power Maths Year 3](#)

<http://go.pardot.com/e/749453/PowerMathsYear3/5jj14/124032641?h=00TwxXK2c62Mn1aOeM44IV-BVLdc2phNEYi7yG8iMQ0>

[Abacus Textbooks 1-3 for Year 3](#)

<http://go.pardot.com/e/749453/AbacusYr3/5jh6v/123824163?h=Cn9E-XKnT5EkhlqvsTC8WkWfrucVtkJahrUnLFOTJnE>

Monday / Tuesday

Fluency starter - mini maths brain warm-up

Use the link below to find out the rules for the card game Risky.

Have a go at playing it by yourself or with family members.

Lesson 1 - in school

Multiplication of 2-digit by 1-digit numbers

<https://whiterosemaths.com/homelearning/year-3/>

Click Summer Term- Week 4 (w/c 11th May)

Watch clip for lesson 2.

An interactive activity to practice multiplying

https://static.mymaths.co.uk/xml/player/v2.2.9/build/index.html?contentPath=../../en/primary/number/multiply_divide_written/short_multiplication_lesson#

There are two activities at the end of this document to try out.

It will help with your mental maths and number recall.

Use addition strategies you know to add quickly.

Number bonds to 10,
Doubles,
Near doubles etc.

<https://www.youtube.com/watch?v=9W8ys2phcmQ>

Lesson 2 – in school

Division of 2-digit by 1-digit numbers

<https://whiterosemaths.com/homelearning/year-3/>

Click Summer Term- Week 4 (w/c 11th May)

Watch clip for lesson 3.

An interactive activity to practice division

https://static.mymaths.co.uk/xml/player/sample/build/index.html?contentPath=../../en/primary/number/multiply_divide_written/sort_division_lesson

Try the calculations below:

1. $69 \div 3 =$

2. $88 \div 4 =$

3. $90 \div 5 =$

4. $76 \div 4 =$

5. $72 \div 3 =$

6. $70 \div 5 =$

7. $24 \div 2 =$

8. $56 \div 4 =$

9. $36 \div 3 =$

10. $65 \div 5 =$

ANSWERS:

1	23
2	22
3	18
4	19
5	24
6	14
7	12
8	14
9	12
10	13

<p>Wednesday Fluency starter - mini maths brain warm-up.</p> <p>Check out the challenge on Sumdog-coins available!</p>	<p>Lesson 3 - at home Multiplying and dividing by 8 https://www.bbc.co.uk/bitesize/articles/zvvsy9g Work through the slideshow of problems at the top of the page. Complete the activity on the same webpage too. If you would like to try it, there is a space game on there too (activity 2).</p>
<p>Thursday Fluency starter - mini maths brain warm-up.</p> <p>Check the activities on Purple mash.</p>	<p>Lesson 4 - at home Dividing a 2-digit number by a 1-digit number https://www.bbc.co.uk/bitesize/articles/zbkdhjv Watch the clip and complete the activities that follow.</p>
<p>Friday Fluency starter - mini maths brain warm-up.</p> <p>Have you tried the multiplication test on Sumdog? Test yourself against the clock!</p>	<p>Lesson 5 - at home Multiplication and division problems https://www.bbc.co.uk/bitesize/articles/zhvbrj6 Watch the clip and complete the Twinkl activity on the same webpage (activity 1). Answers can be found underneath the activity too.</p>

Women's World Cup

The eighth Women's World Cup will be held in 2019. It has been held every four years since 1991.

When Did International Women's Football Begin?

In 1971, the first **international** women's football competition was held in Mexico. In the competition, six teams played against each other in three groups. The six teams were:



What Does International Mean?

International means between lots of different countries.

When Was the First Women's World Cup?

A women's football competition was held in China in 1988. This competition was a test to see if a Women's World Cup would be a good idea. Twelve teams played to win the prize. After an exciting penalty shootout to work out third place, the competition was called a huge success. The first Women's World Cup was held in China three years later in 1991.

Women's World Cup Competitions

There have been six Women's World Cup competitions hosted around the world since the first one in 1991.

1995		1999		2003	
Held in Sweden	Won by Norway	Held in USA	Won by USA	Held in USA	Won by Germany
2007		2011		2015	
Held in China	Won by Germany	Held in Germany	Won by Japan	Held in Canada	Won by USA

Women's World Cup

Awards and Prizes

The prize for the winning team at the Women's World Cup is a trophy. The trophy weighs 4.6kg and it is 47cm tall. The trophy has a golden band that wraps around a football at the top. The name of the winner is carved on the bottom of the trophy.

As well as a trophy given to the overall winner, there are six smaller prizes to be won:

- the **Golden Ball** for the best player;
- the **Golden Boot** for the top goal scorer;
- the **Golden Glove** for the best goalkeeper;
- the **Best Young Player Award** for the best player under 21 years old;
- the **Fair Play Award**;
- the best players overall are picked to be part of an **All-Star Team**.

Did You Know...?

The first Women's World Cup was held 61 years after the first men's World Cup.

Both Germany and the USA have won the Women's World Cup two times but they have never played each other in the finals.



Questions to answer on next page.

1. In which year was the first Women's World Cup held? Tick **one**.

- 1971
- 1988
- 1991
- 1995

2. Who won the Women's World Cup in 2003? Tick **one**.

- Norway
- USA
- Germany
- Japan

3. Which of these countries took part in the first international women's football competition in Mexico? Tick **three**.

- Denmark
- England
- Spain
- France

4. Join the boxes to show which year each of these countries hosted the Women's World Cup.

Sweden
China
Canada

2007
1995
2015

5. Fill in the missing words.

The _____ Women's World Cup will be held in _____.

6. How tall is the Women's World Cup trophy?

7. Why would it be an exciting match if Germany and the USA were to play each other in the finals?

Maths- Monday Activity 1 (in school for key worker groups and 2 day a week groups)


Complete each calculation to match the representation shown.

a)

Tens	Ones
	
	
	









$$\square \times \square = \square$$

c)

Tens	Ones
	
	

$$\square \times \square = \square$$

b)

Tens	Ones
	
	
	
	

$$\square \times \square = \square$$

Draw place value counters on each place value chart to represent the correct calculation.

$$42 \times 2 = \square$$

1)

Tens	Ones

$$32 \times 3 = \square$$

b)

Tens	Ones

Use place value counters or base ten to find the answer to this calculation. Then, show the answer as column multiplication.

	2	1
×		3

Maths- Monday Activity 2 (in school for key worker groups and 2 day a week groups)

1 $8 \times 93 =$

2 $6 \times 53 =$

3 $2 \times 38 =$

4 $1 \times 25 =$

5 $2 \times 31 =$

6 $5 \times 80 =$

Family challenge project for the week beginning 06.07.20

'Sport'

Who would you like to find out? You choose.

Science

Could you do an experiment with different types of bats and balls? You could choose 1 ball and see which bat hits it the furthest? Or choose 1 bat and see which ball goes the furthest? You could also experiment with forces and seeing which ball goes down a ramp fastest/slowest or on different surfaces? Why does this happen? What are the balls made from?

Could you do an experiment on your own body? Try a range of activities such as hopping, tennis, football all using your dominant side. Record how many of each you can do in a minute, and then try with the other side of your body. What do you think will happen and why? What if you practise every day? Do you see an improvement in your less dominant side?

History and Geography

Could you research your favourite sport and find out how long it has been around? Where it was first played? Who invented it? Has the scoring changed?

Could you research the Olympics? Which sports are no longer played? Are there any you'd bring back? Which countries have hosted the most? Which host the summer and which host winter? Why is this? Here are some clips of the history around the Olympics.

<https://www.abc.net.au/btn/classroom/olympic-history/10524328> or <https://www.olympic.org/ancient-olympic-games>

Could you research the Olympic symbol or the badge of your favourite team? Why do they have this symbol? What does it signify? Could you then design your own symbol?

Choose a sport and make a timeline of the history around it. This could be the history of a team or an event.

Could you research famous sports people through history? Where did they come from? What did they do? What makes them famous or memorable?

Ideas could include – Usain Bolt, Mo Farah, Muhammad Ali, Billie Jean King, Michael Phelps, Nadia Comaneci <https://www.olympic.org/athletes>

Art and DT

Could you design a new Olympic logo, taking into consideration the range of sports seen and the range of countries involved?

Could you design and make a new racquet that could be used for a sport? How would you make it strong? What size or type of ball is it suitable for? What game would you use it for?

Take a virtual tour of a stadium, then design your own. What would you want in it? Which sport is it for? What would you call it?

<https://www.eyerevolution.co.uk/wp-content/virtual-tours/arsenal/>

	<p>Could you design your own medal? What would it look like? Here are some for inspiration. https://www.olympic.org/olympic-medals</p>
<p>Music</p>	<p>Could you make up your own Welwyn St Mary's sport chant? It could be something we could sing linked to your house or a specific sport.</p> <p>Can you research musical instruments that are used at sports events? The Vuvuzela was used during a world cup. Where did it originate from?</p> <p>Could you make up your own version of Heads, Shoulders, Knees and Toes that could be used as a warm up song before PE? It could go stretch, jog, hop and jump, hop and jump. Please share your ideas!</p> <p>Watch some clips of a gymnast doing 'floor work' and create your own dance or floor work routine to music. https://www.bethtwedde.com/video/videos</p>
<p>Other ideas</p>	<p>Could you hold your own pretend sports day? Which events would you do? You could practise with your family and score each other.</p> <p>Could you invent your own sport or game? What equipment would you need? How do we score? What are the rules?</p> <p>Could you play balloon tennis? Blow up a balloon and hit it with your hand, or make your own racquet. How many hits in a row can you get?</p> <p>Could you make your own obstacle course? What would you need? Can you show us how you complete it?</p> <p>Could you set yourself a PE challenge for over the summer holidays? Find a sport you've never tried or find tricky. See if you can improve over the holidays.</p> <p>Have a go at some of these indoor activities https://www.nhs.uk/change4life/activities</p>
<p>Sport</p>	<p>Here are some more virtual sporting events you could explore. Some will be looked at in school too. Here are some of the demonstration clips https://www.youtube.com/watch?v=DbM7cjYPiiM</p>

VIRTUAL TENNIS

This virtual Tennis is made up of 1 event:

- Racket Tap

Record your score on the results table.



This challenge is linked to the School Games value of Determination
How can you demonstrate Determination throughout this challenge? Just keep going even if you think you can't do it. Never give up. And give it your BEST shot!

Can you be a Leader?

- Explain or demonstrate to a member of your household the event
- Teach another member of your household how to take part in this activity and challenge them to a mini competition

HERTFORDSHIRE SCHOOL GAMES



VIRTUAL TENNIS

ACTIVITY: RACKET TAP

- How many times can you hit the ball with the racket?
- How many can you do in 2 minutes?
- Can you keep the ball from dropping to the ground?
- Start with using both hands. Keep the ball up in the air and controlled
- How many can you do whilst standing still.



Extra Challenge
How many can you do whilst moving around?

HEALTH & SAFETY TIPS:

- Ensure surface is flat, dry and clear from obstacles
- You have sufficient space around the activity

EQUIPMENT NEEDED

- Tennis ball
- Tennis racket

BUT WHAT ELSE CAN I USE?

- Rolled-up socks or tin foil
- Badminton racket, frying pan, cricket bat or even use your hand

MAKE IT EASIER

- Use a bigger ball

MAKE IT A CHALLENGE

- Use one hand
- Use a smaller ball

MAKE IT INCLUSIVE

- Using your hand, can you balance or bounce the ball?


Scoring

- Record your scores in the results sheet below

Video

- Link to video can be found [here](#)

HERTFORDSHIRE SCHOOL GAMES



Tennis -

VIRTUAL TENNIS

HAVE A GO AND TRY THE RALLY

- Using a wall or a partner see how many times you can hit the ball to each other.
- Start by using both hands then move to your strong hand and then see if you can use your weak hand.

HEALTH & SAFETY TIPS:

- Ensure surface is flat, dry and clear from obstacles

EQUIPMENT NEEDED

- Tennis ball
- Tennis Racket

BUT WHAT ELSE CAN I USE?

- Socks
- Frying pan/ badminton racket/ cricket bat

MAKE IT EASIER

- Move closer to the wall
- Use a bigger ball

MAKE IT A CHALLENGE

- Move further apart
- Use a smaller ball


MAKE IT INCLUSIVE

- You could roll the ball to each other

CAN YOU BE A LEADER?

- Can you show some how to take part in this activity

HERTFORDSHIRE SCHOOL GAMES



VIRTUAL TENNIS RESULTS

SCHOOL NAME: _____

CHILD/PEET NAME: _____

YEAR GROUP: _____

EVENT	RESULT
RACKET TAP	

HERTFORDSHIRE SCHOOL GAMES



Cricket -

VIRTUAL CRICKET

This virtual Cricket is made up of 1 event:

- Paper Smash

Record your score on the results table.



This challenge is linked to the School Games value of Honesty
How can you demonstrate Honesty throughout this challenge?
Be realistic and honest in what your score was. Set yourself a target to reach. Give it your BEST shot!

Can you be a Leader?

- Explain or demonstrate to a member of your household the event
- Teach another member of your household how to take part in this activity and challenge them to a mini competition

HERTFORDSHIRE SCHOOL GAMES



VIRTUAL CRICKET

ACTIVITY: PAPER SMASH

Stick the 4 targets onto your wall. With 6 at the top, 1 underneath, 2 under 1 and 4 at the bottom. Then mark out 2 meters away from the wall.

Your aim is to see how many runs/ points you can get in 2 minutes.

- If you hit a 6 you must take a step back. If you hit a 4 you must take 1/2 a step back. Hit a 1 or 2 you must stay where you are. If you miss, you must take a step forward.



HEALTH & SAFETY TIPS

- Ensure surface is flat, dry and clear from obstacles

EQUIPMENT NEEDED

- Tape measure
- Tennis ball
- Stopwatch
- Target sheets

BUT WHAT ELSE CAN I USE?

- 30cm ruler - 6 x to make 2m
- Socks
- Watch or phone timer

HERTFORDSHIRE SCHOOL GAMES



MAKE IT EASIER

- Move closer to the wall
- Use a bigger ball
- Throw the ball under arm

MORE OF A CHALLENGE

- Move further apart
- Use a smaller ball

MAKE IT INCLUSIVE

- Place the targets on the floor and roll the ball.

SCORING

- Record your runs into the score sheet

VIDEO

- Link to video can be found [here](#)

VIRTUAL CRICKET

HAVE A GO AND TRY THIS: BAT TAP

- How many times can you hit the ball with the bat by keeping it up? How many can you do in 30 seconds?
- Start with using both hands and then try each hand separately
- How many can you do whilst moving around the house or garden?

HEALTH & SAFETY TIPS

- Ensure surface is flat, dry and clear from obstacles
- You have sufficient space around the activity


EQUIPMENT NEEDED

- Tennis ball
- Cricket bat

BUT WHAT ELSE CAN I USE?

- Rolled-up socks or tin foil
- Badminton racket, frying pan, tennis racket or even use your hand

HERTFORDSHIRE SCHOOL GAMES



MAKE IT EASIER

- Try dribbling the ball (like a hockey dribble)

MORE OF A CHALLENGE

- Use the side of the bat OR a smaller surface of the object

MAKE IT INCLUSIVE

- Using your hand, can you balance or bounce the ball?

Lead Others

- Can you challenge a family member to do more than you?

VIRTUAL CRICKET

HAVE A GO AND TRY THIS: COOL CATCHER

- How many catches can you make on your own?
- Throw the ball underarm up into the air and catch
- Try and throw the ball a little higher each time
- If indoors, can you throw the ball up to your head and catch it again

HEALTH & SAFETY TIPS

- Ensure surface is flat, dry and clear from obstacles
- You have sufficient space around the activity


EQUIPMENT NEEDED

- Ball (Cricket or Tennis)
- Stopwatch

BUT WHAT ELSE CAN I USE?

- Rolled up socks or tin foil
- Watch or phone timer

HERTFORDSHIRE SCHOOL GAMES



MAKE IT EASIER

- Use a big ball
- Throw and catch the ball with two hands

MORE OF A CHALLENGE

- Use one hand, if that's too easy, can you throw and catch with your weaker hand.

MAKE IT INCLUSIVE

- Use a bigger ball, or use your arms to help catch the ball

Lead Others

- Can you teach someone else to catch successfully?
- Can they do it with one hand?

Paper smash targets -



1

2

