




Welwyn St. Mary's Primary School

# Spring Term

2025



# Year 2

# Welcome back to Year 2

<b>2 Chestnuts</b>	<b>2 Cedars</b>
<b>Ms Hewitt</b> <i>Class Teacher</i> <i>Chestnuts</i>	<b>Miss Clements</b> <b>Mrs Bould</b> <i>Class Teacher</i> <i>Cedars</i>
<b>Mrs Porter</b> <i>Teaching Assistant</i> <i>Chestnuts</i>	<b>Mrs Porter</b> <i>Teaching Assistant</i> <i>Cedars</i>

**Welcome back to Year 2 and Happy New Year to you all.**

We hope that you find all the information in this leaflet useful. If you have any further questions about the term ahead, please do let us know so that we can arrange a time to talk to you.

Please continue to

- ensure that your child brings their Home Learning Record and reading book to school every day.
- ensure that your child's clothing (hats, scarves, gloves and jumpers in particular!) is clearly named.
- speak with us if your child struggles with a piece of homework or has any worries

Thank you!

**The Year 2 team**

## A quick reminder of our School Uniform...

Our school endeavours to ensure that our uniform is as gender neutral as possible.

School Uniform	
Trousers, shorts, skirt, pinafore	Grey
Polo shirt, shirt, blouse (with or without logo)	White
School sweatshirt, cardigan *(with or without logo)	Maroon
Plain sensible shoes (no trainers, sandals or boots)	Black
Socks/tights (not trainer socks)	Plain grey
School pink check cotton dress and plain white socks (Summer term up to October half term only)	
*Preferably children should have one sweatshirt or cardigan with a logo	

Additional items
Water bottle
Sun hat (in summer)
<b>Reception and Year 1</b> – School book bag from uniform supplier <b>Year 2 – Year 6</b> – Small rucksack
Hair accessories- small plain clips, bands, ribbons in brown, black or maroon
Key stage 2 - Shin pads for hockey and football
<b>Optional</b> fleece or jacket with school logo for outdoor use

PE Kit	
<b>Plain</b> PE shorts	Black
Long <b>plain</b> tracksuit bottoms for colder weather	Black
Trainers for outdoor games	
PE hoodie with house coloured logo	Available from uniform suppliers
<b>Key Stage 1 and Reception only</b> Coloured 'house' T-shirt	Available from the school office
<b>Key Stage 2 only</b> PE polo shirt with coloured house logo	Available from uniform suppliers
<b>PE kit should be worn to school on PE days</b>	

### Jewellery

The only permitted jewellery that may be worn is:

- One pair of stud earrings (no other piercings are permitted). Earrings must be taken out or taped for PE.
- A sensible wristwatch (a smartwatch maybe worn if classroom mode is enabled at all times), whilst on the school site and school trips etc.

Jewellery is the responsibility of the pupil and not the school.

### Hair

- Long hair needs to be tied back for school, this is for safety and hygiene reasons and to ensure that children's vision is not impeded. Hair should not be cut too short and should not have designs / tramlines shaven into it.
- Hairstyles should be smart and moderate in style. Brightly coloured hair is not permitted.
- Large, excessive hair accessories should not be worn; however, small hair clips or plain headbands or ribbons in brown, black or maroon are acceptable.

At the Headteacher's discretion, there may be exceptions to the above in extreme circumstances e.g. a pupil may be permitted to cover their hair if they have hair loss / illness etc.

### Make-Up

Pupils are not allowed to wear make-up or nail varnish. False nails are not permitted.

### Labelling

All clothing, shoes, water bottles and school bags should be clearly labelled with your child's name. Any lost clothing is to be taken to the lost property box. All lost property is retained for a term and is disposed of if it is not collected within this time.

# Topics for this term



On returning to school, the children have jumped into our new unit of work based around different versions of Rapunzel with excitement and enthusiasm. So far the children have taken on the role of different characters through hot seating, explored and written different forms of sentences (statements, questions, commands, exclamations) and used a range of adjectives to describe the witch. Next week, the children will be using subordination in their sentences and retelling sections of the story in their own words. The children will also explore the features of non-fiction texts and write their own non-chronological report about whales.

After half term, the children will be developing their speaking and listening skills through performing and writing poems.

## Grammar

The children continue to enjoy our 'Stop! Grammar Time' sessions where they learn about the structure of our language. This term we will be focusing on the use of conjunctions to extend and expand our sentences (because, that, if, when), adjectives to describe nouns (colossal, delicate) and adverbs to describe verbs (silently, patiently). You could look out for these different types of words when reading with your child and encourage your child to use them in their spelling sentences. Karate Kats is a fun website to support your child to practise and build upon their grammar skills.

Karate Kats: <https://www.bbc.co.uk/bitesize/articles/zdp4pg8>

## Phonics

In phonics this term, the children will be learning rules for adding suffixes to root words (-ing/-ed/-er) We will, of course, continue to practise the graphemes already learnt and learn some more, including those with silent letters (gn/kn/wr). The weekly spellings we ask the children to learn closely correspond with the phonic focus for each week. Please continue to support your child to learn their spellings at home.

## Reading

Guided reading in Year 2 looks a little different as we have begun whole class guided reading sessions. These reading sessions will help your child to develop reading, comprehension, grammar and punctuation skills, as well as share ideas about characters, events and the language chosen by the author. We have several new and exciting new texts for the children to read and enjoy while developing their skills of reading.

Please continue to encourage your child to read their individual books at home every evening (for about 10 minutes) and note their progress at home in their Home Learning Record book each day. Please also sign it at the end of each week and use it as a way to communicate with us. Reading **TO** your child remains one of the best (and most enjoyable) ways to improve reading skills – even though they are increasingly able to read independently. The front of the reading record has a copy of the simple view of reading and how to extend developing readers. Let us know if you would like more information or support with home reading




This term we will focus on addition, subtraction, multiplication and division, fractions of a number, time, measurement, shape and data handling.

The children have been given their brand new maths homework books – they couldn't wait to get started on them! Please encourage your child to complete their weekly maths homework – **only one session per week please**. These sessions help to reinforce and develop mathematical vocabulary,

facts and understanding. Your child should be able to complete each session independently and please do let us know if they have required support. Remember to question your child about how they worked out an answer or what base facts they used. Please continue to encourage the use of TT Rockstars (usernames and passwords should still be in their spelling books) and see below for a list of fun and interactive maths websites you could access from home.

Topmarks: <https://www.topmarks.co.uk/maths-games>  
Karate Kats: <https://www.bbc.co.uk/bitesize/articles/zf4sscw>



This term we begin by looking at books that are special to us. We explore other special books including holy books such as the Bible, The Torah and The Qur'an. We think about why these books are important to different people and faiths. We also learn about the life of Jesus and end the term by looking at the significance of Easter within the Christian faith.



The class will be studying a Health and Growth topic. They will find out what the basic needs for human beings, plants and animals are to survive. The children will be aware of what constitutes a healthy diet and why we need to have a healthy diet. The class will learn that animals (including humans) grow and produce young.



This term, the children will be exploring their dreams and goals and understand ways in which they can be achieved.




Through our **Famous People** topic, the children will begin to identify and research the influence significant people have had on history and study some important events associated with the periods of history in which these people lived. In addition, we will find out about famous people who are relevant to the news and events of the year as they occur.

### **Samuel Pepys and the Great Fire of London**

Pepys' diary was written in a secret code. It provides a first-hand account of life during the seventeenth century. The children will study how historians use first hand evidence to learn about things that happened long ago. They will also look in detail at the events of the Plague and the Great Fire of London. A fantastic history workshop day is planned for 12<sup>th</sup> March. Details to follow shortly on a separate letter.

### **Vincent Van Gogh**

In art we will focus on work by the famous artist Van Gogh, who is closely linked to Welwyn village. We will explore a range of his work and also visit the village to view the sculpture and also discuss his 100 mile journey.



Last term, we travelled the world with Buddy the Bee, exploring the different continents. Can your child name the 7 continents? This term, the children will compare two different locations (UK and the Arctic) and learn about the life, climate and geographical features in these places.

How can you get involved?

Encourage your child to find out about the topics and areas we will be studying. Use the local library and use the internet to discover fascinating facts they could share with their classmates.



This term, the children will design algorithms and then test those algorithms as programs and debug them.

### **Homework and Helping your child**

Once again, many thanks for your support both at school and home.

- **Reading:** Please continue to read and *talk about* reading with and to your child. A little bit each day makes such an impact and the ‘talking bit’ helps to further develop their ability to explain their understanding clearly.
- **Spelling** tests have started again and take place every Friday. Remember, a little bit of practice every night really pays off. Please continue to include your spelling words within a sentence too.
- **Maths:** Your child will have maths homework each week. Thank you for your valued help and support in completing this on time.

### **Timetable**

The chart below shows when equipment and homework should be in school. Please encourage your child to become more independent in organising their time and equipment as they go through the year in readiness for KS2 in September.

	YOU NEED TO BRING	HOMEWORK
Monday	Reading Book Reading Record	
Tuesday	Reading Book Reading Record <b>Cedars PE day</b>	
Wednesday	Reading Book Reading Record <b>Chestnuts PE day</b>	
Thursday	Reading Book Reading Record	<b>Return maths booklet today</b> <b>Return spelling book today</b>
Friday	Reading Book Reading Record <b>Cedars and Chestnut PE days</b>	New spelling lists home Next maths page home


### **Important dates this term:**

- |                                    |                          |
|------------------------------------|--------------------------|
| • 28th January                     | Year 1 & 2 Disco         |
| • 17 <sup>th</sup> – 21st February | Half term holiday        |
| • 6th March                        | World Book Day           |
| • 12 <sup>th</sup> March           | Great Fire of London Day |
| • 21 <sup>st</sup> March           | Year 2 Assembly          |
| • 4 <sup>th</sup> April            | End of Term              |

Please continue to check the monthly newsletters for any new events.

## **E-Safety.**

*Below is some important information on the school's policies on taking photographs of children as well as a copy of the e-safety agreement that the children sign.*



### **Using Images Safely and Responsibly**

We all enjoy and treasure images of our family and friends. Our new born baby, first steps, family events, holidays and school events are moments we all like to capture in photos or on video.

We then have the added and exciting dimension of adding our images and video to our social network, such as Facebook, YouTube and many other online websites. This means that we can easily share our photos and video with family and friends.

Whilst this is naturally useful, in schools and educational settings we do need to protect and safeguard all children and staff in our school, including those who do not want to have their images stored online.

**Online Images and Video.** *What should we think about before adding online any images or video? Are there any risks?*

#### **Facts**

- Once online any image or video can be copied and stay online forever.
- Some children are at risk and **MUST NOT** have their image put online. Not all members of the school community will know who they are.
- Some people do not want their images online for personal or religious reasons.
- Some children and staff may have a complex family background which means that image sharing online can have unforeseen consequences.

We must all **'Think Before We Post' Online**

**At Welwyn St. Mary's School we are happy for parents and carers to take photos and video of the school events and productions for *personal use* but request that these images are not distributed or put online. This is to protect all members of the school community.**

*Thank you for your support.*

**Please note:** From time to time we use photographs of our pupils to promote and celebrate the good work in our school. This might be on our website or in paper form to carefully selected audiences. We never publish a child's name alongside their photograph for reasons of safety. If you do not wish your child's photograph to be used in this way please send a letter in to your child's teacher.

Finally ...

Thank you to all those parents who have volunteered their time and support to hear children read in school and help with many other activities. Please speak to us if you would like to join our wonderful team of volunteers. We promise to make good use of your time and talents. Thank you to all of you for continuing to support your child with their reading, spelling, maths and other projects at home.

*Ms Hewitt, Miss Clement and Mrs Bould*