



Year 2 Learning at home: week 7 beginning 04.05.20

Go for Goals! This weeks targets are...

				CLIMB?	
HOW	HIGH	CAN	YOU		
I can organise what I need to use when I am learning and I can pack away when I have finished.	I can get started on my own or with just a little help.	I can concentrate and keep going on a task.	I can set my own learning goals I can talk about / evaluate my success.	I have good ideas, ask interesting questions and find solutions to problems.	I can talk clearly about what I have learnt and tell someone else about it.
Step 1: get organised.	Step 2: be independent.	Step 3: focus and persevere	Step 4: set your own standards.	Step 5: be creative and use your initiative.	Step 6: secure what you know.

Commands

Some sentences are commands. Learn about **commands** with Floppy, Biff and Chip:
<https://www.youtube.com/watch?v=xwRthaYGnjQ>
I know that commands are short and to the point. I know that commands use bossy verbs.

Non-fiction texts

I can use the contents and index in non-fiction books to help me find information.
I can use a glossary to help me understand the meaning of new words.

Maths

I can add and subtract 3 numbers.
I can use the best coins to make totals up to £1.00

Start each day with a workout. It activates your brain!

PE with Joe Wicks <https://www.youtube.com/watch?v=qGKGNzNbWjU> or dance move <https://www.thisgirlcan.co.uk/activities/disney-workouts/>
or Supermovers. BBC <https://www.bbc.co.uk/teach/supermovers> or sports challenges with https://maudesport.com/pe-at-home?dm_i=44QW,TKWM,17UEWT,3KU07,1

Reflect and give yourself a pat on the back at the end of each day.

Give yourself a 'well done' for all that you've tried - exercising, learning, skills steps, kindnesses, helping out, fun stuff, spotting beautiful things, talking ... all of it. And how about this to wind down with ... <https://www.cosmickids.com/>

Reading Listen to a good book: https://www.worldofdavidwalliams.com/elevenses/ https://www.storylineonline.net/ https://www.storynory.com/	Read aloud to an adult every day. FREE BANDED READING BOOKS: Make a free account to get these online reading books https://www.oxfordowl.co.uk/	Talk with an adult about your book. Read any book on the Oxford Owl and use the questions in the front and back covers to talk about your reading.
--	--	--

This week's reading book is: Captain Comet and the Purple Planet

https://www.oxfordowl.co.uk/api/digital_books/1224.html



Make an account to log into Oxford Owl. It is free and has lots of colour banded ebooks - just like at school.

Talk about the questions on the inside of the front cover before you start to read: 'Cover clues' and 'Tricky words'

Talk about the questions on the inside of the back cover when you have finished the story: 'Think back!' and 'What next?'

Writing

Handwriting, spelling, punctuation and grammar tasks.

Remember:

- Date
- Leave a line
- Title
- Leave a line
- Then get started



Handwriting every day: Use the words from your spelling list below.

Think of some smiley faces to give yourself at the end.

Did you decide to enter the Queen Mother's National Handwriting competition?

<https://www.eastofengland.org.uk/education/the-queens-mother-hand-writing-awards/>

Monday - use the suggested book or one of your own.

Read some or all of '**Captain Comet and the Purple Planet**'

https://www.oxfordowl.co.uk/api/digital_books/1224.html

- Use the questions on the front inside cover to talk about the story.
- Make a list of all the proper nouns in this book.

Tuesday

Watch '**The Flying Circus**' video book and learn about sentences that are commands with Floppy, Biff and Kipper.

<https://www.youtube.com/watch?v=xwRthaYGnjQ>. Write down three commands from the story or 3 commands of your own. Remember:

- ✓ Start with a capital and end with a full stop.
- ✓ Keep commands short and to the point and use bossy verbs.

Wednesday

Read '**Captain Comet and the Purple Planet**' again. https://www.oxfordowl.co.uk/api/digital_books/1224.html

Write down some commands from this story. Find one on page 4 to start you off. Can you make them shorter and clearer?

- ✓ Start with a capital and end with a full stop.
- ✓ Make sure they are short and to the point.

Thursday

Read all or part of '**A Life in Flight**' to learn about the Arctic Tern

<https://www.oxfordowl.co.uk/api/interactives/12935.html>

Does this non-fiction book have a contents, glossary and index? Talk about how these help you use a non-fiction book. Make a fact file. Write down some of the truly amazing and fantastic facts from this book. Add a glossary.

Extra - use the photographs to draw a picture for your fact file and add a caption.

Friday

Finish reading '**A Life in Flight**' <https://www.oxfordowl.co.uk/api/interactives/12935.html>

Make a quiz about the Arctic Tern. Make sure the answers are in the book. See if someone in your family can read the book and answer your quiz. Remember

- ✓ Questions end with a question mark.

Remember ...

Thursday is speed day.



Maths
Keep going with 'Sumdog'
 Scroll right down to the last page to find out more.

<p>You don't have to do all this maths. Here are lots of suggestions so everyone can find something. We've also added ideas for making it harder (or easier) if you want!</p>	
<p>Fluency every day: Use the Sumdog maths games to warm up your brain. Can you earn enough points to get a pet?</p>	<p>Mental maths every week: Do a page of your mental arithmetic homework book each week. Ask someone to mark it with you.</p>
<p>Monday Addition and subtraction: Play the 'On the bus' game. You need 2 people - one to talk and one to work it out. Player one says 'There were 5 people on the bus. It stopped at the bus stop and 3 people got on. How many on the bus now? It stopped at the next bus stop and 2 people got off. How many on the bus now? Carry on playing the game changing the number getting on or off the bus at each stop. Make it harder by saying some people get on and some get off at the same stop! Make it harder by asking player 2 to write down the number sentences (sums) as you go along. Make up your own challenge e.g. can you get the bus to be empty at the end? Can you get up to 20 / 50 people on the bus? Can you make sure all there are always an even number on the bus? Which sign is missing? https://uk.ixl.com/math/year-3/which-sign-plus-or-minus-makes-the-number-sentence-true</p>	
<p>Tuesday Use a real dice or online dice and roll 3 numbers. Add up the 3 numbers. See how quickly you can find the answer. Write them down as number sentences. Can you do at least 15 and set them out clearly? https://www.curriculumbits.com/prodimages/details/maths/mat0005.html (You can mute this!) Make is harder by: rolling 2 dice at a time to make 2 digit numbers and add, make it a speed challenge with a partner, start at 100 and subtract the numbers you roll. See if you can get down to zero.</p>	
<p>Wednesday Play some money games. Lots to choose from: https://www.topmarks.co.uk/maths-games/5-7-years/money Find the right coins on Toy Shop Money game https://www.topmarks.co.uk/money/toy-shop-money You set the challenge level. Can you do mixed coins up to at least £1? Use real coins or toy money if you have it to make your own totals. Make it harder by making the same total in 2 different ways each time. https://uk.ixl.com/math/year-3/equivalent-amounts-of-money-up-to-1-pound</p>	
<p>Thursday Do the 'Let's have a Party' sheet below. Work out how much you spend and your change. Make it harder by changing the amount each item costs or buying more of each item to make an even bigger party.</p>	
<p>Friday How many Tutti Frutti questions can you answer on the sheet below? Make it harder by writing your own questions using the prices or by changing the prices of each fruit.</p>	

Family challenge project for the week beginning 04.05.20

What would you like to find out about 'FLIGHT'? You set the goals.

Friday 8th May is the 75th anniversary of VE Day. Find out about the World War II pilots who flew in the Battle of Britain before this special celebration day. <https://www.bbc.co.uk/teach/class-clips-video/history-ks2-the-battle-of-britain-and-beyond/zrk847h>

Science

- Find out about the Montgolfier brothers who invented hot air balloon flight. <https://www.youtube.com/watch?v=jjqdgBFGfiE>
- The history of balloon flight <https://www.youtube.com/watch?v=GgnDWx1CP6k>
- Find out about learning to be a pilot and famous flights <https://www.bbc.co.uk/teach/class-clips-video/pilot/zdgtscw>
- Design and test some paper aeroplanes. There are some amazing designs to try. Which ones fly best inside? Which are best outside? <https://www.foldnfly.com/index.html#/1-1-1-1-1-1-2> How can you measure your flight length accurately? What do you need to do to you make your test fair?
- Experiment with air pressure using a ping pong ball (or a scrunpled up ball of paper) and a hair dryer <https://www.sciencekids.co.nz/experiments/pingpongball.html>

Easy experiments with air pressure

- Challenge 1: hold a rectangular piece of paper close to your mouth, blow across the top of it and get the paper to move down. Sounds simple enough but give it a go and see if you change your mind.
- Challenge 2: try and make a piece of paper into a simple bridge and get the bridge to rise up by blowing under it.
- Challenge 3: hold 2 paper strips near your mouth, blow between them and get them to fly apart.

What happened? What a surprise! When you blew across the paper it went up not down! You blew under the bridge and the bridge went down not up. You blew between the streamers and they moved in, not out. Why? Because of the air pressure ...

- Your fast moving breath has less push (less air pressure) than the still air below the paper.
- The still air with the greater pressure pushes up into the low pressure area. It lifts the paper up with it.
- These interesting results are due to the Bernoulli effect, remember it because it plays an important role in our ability to fly. Find out more <https://www.sciencekids.co.nz/lessonplans/flight/flightintroduction.html>
- Make a simple paper helicopter <https://www.wikihow.com/Create-a-Paper-Helicopter> How can you improve your model? Different types of paper or card? Longer or shorter blades? The position of the paper clip?

	<p>Forces: Find out about gravity – the force that keeps us all on the ground – and the amazing scientist who discovered it. https://www.bbc.co.uk/teach/class-clips-video/science-ks2-discovering-the-work-of-Sir-Isaac-Newton/zr4mf4j</p>
<p>History and Geography</p>	<ul style="list-style-type: none"> • Flight or Fright. Read this amazing book on Oxford Owl. https://www.oxfordowl.co.uk/api/interactives/12945.html • A Life in the Sky. Read this wonderful book on Oxford Owl. https://www.oxfordowl.co.uk/api/interactives/12935.html • Find out about the first attempts to make flying machines. Watch these early attempts at human flight. Funny or dangerous? https://www.youtube.com/watch?v=fw_C_sbfyx8 • Who were the first to invent a flying machine that worked? https://www.youtube.com/watch?v=fZyZxDWjkZO What else did they invent? Was the 20th century the century of flight? Can you make a presentation to tell others about the invention of flying? • Research Amelia Earhart. Create a fact file about her. • Watch real film footage about the first successful flights. https://www.youtube.com/watch?v=q3beVhDiyio Why is it all in black and white? • Perseverance http://www.wright-brothers.org/Information_Desk/Help_with_Homework/Wright_Photos/Wright_Photos.htm • The development of air travel https://www.bbc.co.uk/bitesize/clips/z82xpv4 Did you know that Hatfield played a very special part in the history of flight? See what you can find out about the part Hatfield played. https://www.dehavillandmuseum.co.uk/ • Make a time line for the development of successful human flight. Include all types of flight including space travel. • Use the History of Flight powerpoint to start off your own research into human flight. • What do you know about space flight? Find out about the space race and the first moon landing https://www.bbc.co.uk/newsround/48789792 and https://www.nasa.gov/multimedia/hd/apollo11_hdpage.html and https://www.bbc.co.uk/bitesize/topics/zjwvb82/articles/zhx4k2p • Make a space travel time line full of astounding facts or pretend you are a journalist and write a newspaper report about the first moon landing. • Pretend you are an astronaut and write a diary about going to the moon – try to use some space vocabulary in your writing. • Friday 8th May is the 75th anniversary of VE Day. Find out about the World War II pilots who flew in the Battle of Britain before this special celebration day. https://www.bbc.co.uk/teach/class-clips-video/history-ks2-the-battle-of-britain-and-beyond/zrk847h
<p>Art and DT</p>	<ul style="list-style-type: none"> • Henri Matisse made art by cutting out coloured paper shapes and sticking them onto a back ground. Look at his picture of Icarus: http://www.henri-matisse.net/cutouts/b.html Can you make a Matisse cut out picture? • Design and make a parachute for a lego figure. Use these videos to inspire your ideas. https://www.bbc.co.uk/teach/class-clips-video/science-design-and-technology-ks2-harnessing-air-resistance-with-parachutes/zjps382 and https://www.youtube.com/watch?v=pqKFLPntcxs Ask your family first if you want to try it out with an egg! • Try this really tricky tissue paper balloon design https://www.stem.org.uk/resources/elibrary/resource/31670/hot-air-balloons • Design your own flying machine or a magical flying carpet for one of your toys. Write an adventure story about them. • Make a recycled aircraft https://www.twinkl.co.uk/resource/make-an-aeroplane-with-recycled-materials-craft-instructions-t-tp-69727
<p>RE</p>	<ul style="list-style-type: none"> • Escape from Egypt: the Old Testament story of Moses and the flight from Egypt. '<i>Flight</i>' means <i>escape</i> in this story.

	<ul style="list-style-type: none"> • https://www.bbc.co.uk/bitesize/clips/zbsb9j6
Music	<ul style="list-style-type: none"> • The story of Icarus told through interpretive dance https://www.bbc.co.uk/teach/class-clips-video/once-upon-a-time-icarus-no-narration/zf7xnr4 • Listen to some 'out of this world' music. Close your eyes and let the music transport you into space. https://www.classicfm.com/music-news/7-times-classical-music-was-inspired-by-space/ • Sing-a-long https://www.youtube.com/watch?v=UPqS26ZhqZs&list=RDUPqS26ZhqZs&start_radio=1&t=50
Other ideas	<ul style="list-style-type: none"> • Identify birdsongs. The best time to hear them is at the start or end of the day. https://www.woodlandtrust.org.uk/blog/2019/04/identify-bird-song/ • Watch the film 'Up' and design a poster to advertise it. Write a blurb for the poster that will get the reader interested but doesn't give the story away too much.

Let's have a party!

Go shopping to buy items for a party. How much money will you spend?

Lemonade	5p a bottle
Birthday cake	16p
Crisps	10p per packet
Ice cream	4p
Cola	2p a bottle
Sausage Rolls	8p each
Jelly	12p

You need:






- 2 bottles of lemonade
- 2 bottles of cola
- 1 birthday cake
- 4 packets of crisps
- 1 pack of jelly
- 1 pack of sausage rolls

Change the prices to
make it easier or harder.

How much will this cost altogether? _____

If you have £1.00 how much change will you get?
Show how you worked out the answer to this problem...

Tutti Fruit

 <p>Pear 10p</p>	 <p>Orange 20p</p>	 <p>Apple 15p</p>	 <p>Lemon 20p</p>	 <p>Melon 30p</p>
---	---	---	--	--

1. How much would it cost to buy a pear and a lemon?
2. Jan bought an orange and an apple. How much did it cost?
3. Alice bought a melon and an apple. How much did she spend?
4. A banana costs 10p more than an apple. How much do bananas cost?
5. Sam bought four pears. How much did he spend?
6. Which two fruits can you buy for exactly 45p?
7. Zac had 50p to spend. How much more would he need if he wanted to buy a melon, an apple and a pear?
8. Dia has 50p to spend in the shop. She wants to buy three fruits. What could she get?
9. Aled had £1. He got 85p change when he bought a fruit. What did he buy?
10. Ahmed's mum sends him to buy an orange, a melon, a lemon and a pear. She gives him 70p. Is this enough?

Spelling groups

Blue group spellings: 'er' as in herb and 'ear' as in learn

herb verb germ term stern sternly verse serve shepherd certain	earn learn learnt heard pearl pearly	'er' is usually at the end of a word. These have it in the middle. 'ear' says this sound too but not in many words. <u>Spelling dictation:</u> Tom had a stern teacher. 'Learn a verse of this poem,' he said. 'I have taught you about verbs this term so underline them with a pearly pen.' Tom was certain his good work would earn him a sticker.
---	---	--

Green group spellings: 'er' as in herb and 'ear' as in learn

herb verb stern term verse	earn learn heard pearl pearly	'er' is usually at the end of a word. These have it in the middle. 'ear' says this sound too but not in many words. <u>Spelling dictation:</u> Tom had a stern teacher. 'Learn a verse of this poem,' he said. 'Underline the verbs with a pearly pen.' Tom wanted to earn a sticker this term and did his best.
--	---	---

Red group spellings: 'er' as in herb

letter mother butter fatter litter	her germ term	'er' is usually at the end of a word but some of these have it in the middle. <u>Spelling dictation:</u> Mother got butter on her letter. She was cross. 'Now it is just litter,' she said.
--	---------------------	---



Sumdog at WSM!



Try to keep going through the first few games so that Sumdog can learn about your strenghts.

Need help?? Email the school magazine email address with your questions and we will try to help.

- The username is your first name and first letter of your surname e.g. Joe Bloggs= joeb

If this username does not work it may be because you have the same name as another child in school. Try adding a 1 at the end e.g. Joe Bloggs = joeb1

- The password for your account is WSM. This will be changed and made more secure once we all return to school.
- The school code is *welwynst*.

We will be setting challenges on Sumdog. Earn points to get rewards. Ms Anstey got enough point to give her a pet cat called Cutie!

Download the APP for free and start playing and having FUN, FUN, FUN!!