



Year 2 Learning at home: week 6 beginning 27.04.20

Go for Goals! This weeks targets are...

				CLIMB?	
HOW	HIGH	CAN	YOU		
I can organise what I need to use when I am learning and I can pack away when I have finished.	I can get started on my own or with just a little help.	I can concentrate and keep going on a task.	I can set my own learning goals I can talk about / evaluate my success.	I have good ideas, ask interesting questions and find solutions to problems.	I can talk clearly about what I have learnt and tell someone else about it.
Step 1: get organised.	Step 2: be independent.	Step 3: focus and persevere	Step 4: set your own standards.	Step 5: be creative and use your initiative.	Step 6: secure what you know.

Proper nouns

I know that **proper nouns** are proper names: **Tom, Welwyn, Mrs May, Brazil**. I can use a **capital letter** every time I write a **proper noun**.

How many proper nouns can you spot when you are reading?

Vocabulary choices

I can find **adjectives** that describe things when I am reading. I can use adjectives when I am writing.

Use the 'power of 2' **adjectives** for extra impact: 'Hello', said Nelly in a **bright, cheerful** voice.

Maths


- I can find simple fractions of whole numbers.
- I can find simple fractions of shapes and in turns.
- I can set out my maths clearly.

Start each day with a workout. It activates your brain!

PE with Joe Wicks <https://www.youtube.com/watch?v=qGKGNzNbWjU> or dance move <https://www.thisgirlcan.co.uk/activities/disney-workouts/> or Supermovers. BBC <https://www.bbc.co.uk/teach/supermovers> or sports challenges with https://maudesport.com/pe-at-home?dm_i=44QW,TKWM,17UEWT,3KU07,1

Reflect and give yourself a pat on the back at the end of each day.

Give yourself a 'well done' for all that you've tried - exercising, learning, skills steps, kindnesses, helping out, fun stuff, spotting beautiful things, talking ... all of it. And how about this to wind down with ... <https://www.cosmickids.com/>

<p>Reading Listen to a good book: https://www.worldofdavidwalliams.com/elevenses/ https://www.storylineonline.net/ https://www.storynory.com/</p>	<p>Read aloud to an adult every day.</p> <p>FREE BANDED READING BOOKS: Have you made an account to get these online reading books? https://www.oxfordowl.co.uk/</p> 	<p>Talk with an adult about your book.</p> <p>Focus: Choose a reading book on the Oxford Owl site: https://www.oxfordowl.co.uk/ and use the questions in the front and back covers to talk about your reading.</p>
---	--	---

This week's reading book is: The Monster Sitter.

<https://www.oxfordowl.co.uk/api/interactives/26346.html>

Make an account to log into Oxford Owl. It is free and has lots of colour banded ebooks - just like at school.




Talk about the questions on the inside of the front cover before you start to read: 'Cover clues' and 'Tricky words'

Talk about the questions on the inside of the back cover when you have finished the story: 'Think back!' and 'What next?'

Competition time:

Check out this Handwriting competition. Could you be a royal winner?

<https://www.eastofengland.org.uk/education/the-queens-mother-hand-writing-awards/>

Writing Handwriting, spelling, punctuation and grammar tasks. Remember: <ul style="list-style-type: none">• Date• Leave a line• Title• Leave a line• Then get started 	Handwriting every day: Use the words from your spelling list below. Think of some smiley faces to give yourself at the end.		Remember ... Thursday is speed day.
	Monday Read ' The Monster Sitter ' (see link above) - read a few chapters or read the whole book. Use your own book if you can't get online. Find as many proper nouns (names) as you can. Make a list in your book. Remember <ul style="list-style-type: none">✓ Capital letters for proper nouns✓ Joined up writing		
	Tuesday Make a really long list of as many adjectives about what the monsters look and sound like in ' The Monster Sitter ' as you can. Give yourself a tick for: <ul style="list-style-type: none">✓ Writing out your list clearly✓ Talking about the vocabulary to someone for more than 60 seconds.		
	Wednesday Write some sentences for your spelling list. Give yourself a tick for: <ul style="list-style-type: none">✓ Using proper nouns with capitals and adjectives - a bonus tick if you use the 'power of 2' adjectives.✓ Capitals, punctuation: ? ! .✓ Correct spelling		
	Thursday Use ' The Monster Babysitter ' story structure to help you. Invent a new monster for Nelly to babysit for and write a new chapter for the story. You could start with: 'On Sunday, Nelly got another phonecall.... What do they sound like when they phone Nelly? What do they look like when Nelly goes to their house? What does Nelly play with the monster baby whilst the parents are out? Extra: Can you draw your monster family using your own description?		

	<p>Friday</p> <p>Write a book review about 'The Monster Babysitter' story and say what you liked about it, who would enjoy this book and give it a score out of 10.</p> <ul style="list-style-type: none"> ✓ Write down 3 things about why you gave this score. ✓ Use 'because' in at least 2 sentences.
--	--

<p>Maths</p> <p>New</p> <p>this</p> <p>week!</p> <p>'Sumdog'</p> <p>Scroll right</p> <p>down to the</p> <p>last page to</p> <p>find out</p> <p>more.</p>	<p>Fluency every day</p> <p>Do the new fluency feeder (see below). Choose your own 2 digit number.</p> <ul style="list-style-type: none"> • Time yourself or race against someone for added challenge. 	<p>Mental maths every week:</p> <p>Do a page of your mental arithmetic homework book each week.</p> <ul style="list-style-type: none"> • Ask someone to mark it with you.
	<p>You don't have to do all this maths.</p> <p>We have given you lots of ideas, suggestions and links so that everyone can find something that suits them.</p>	
	<p>Monday</p> <p>Ask your family to help you log in to 'Sumdog'. Scroll down to find out about your password. If you can log in, use it regularly this week to learn about fractions.</p> <p>Fractions: Finding $\frac{1}{4}$.</p> <p>Use counters or Lego or pasta to make groups of 4, 8, 12, 16, 20, 24, 28 and 32. For each group can you find $\frac{1}{2}$ of the number? Can you find half of the half? Half of a half is $\frac{1}{4}$.</p> <p>If you can get these Twinkl sheets they might help you:</p> <p>https://content.twinkl.co.uk/resource/0d/90/t-n-252538-year-2-maths-fractions-home-learning-activity-booklet-ver-4.pdf?token=exp=1587466558~acl=%2Fresource%2F0d%2F90%2Ft-n-252538-year-2-maths-fractions-home-learning-activity-booklet-ver-4.pdf%2A~hmac=c32bb68a2d6a515e17308e3af7b129dd2021abcf53f31b95589e833dc2f40421</p>	
	<p>Tuesday</p> <p>Ask someone to tell you fraction turns just like we do in the playground when we are lining up. See if you can remember $\frac{1}{2}$, $\frac{1}{4}$, $\frac{3}{4}$, $2/4$, $4/4$. Try clockwise and anti-clockwise too. How do these turns help you tell the time?</p> <p>Draw shapes and cut them out. Can you find $\frac{1}{2}$, $\frac{1}{4}$, $\frac{3}{4}$ of the shapes? Write the fraction in each part. Be accurate.</p> <p>https://content.twinkl.co.uk/resource/0d/90/t-n-252538-year-2-maths-fractions-home-learning-activity-booklet-ver-4.pdf?token=exp=1587466558~acl=%2Fresource%2F0d%2F90%2Ft-n-252538-year-2-maths-fractions-home-learning-activity-booklet-ver-4.pdf%2A~hmac=c32bb68a2d6a515e17308e3af7b129dd2021abcf53f31b95589e833dc2f40421</p>	
<p>Wednesday</p> <p>Finding $\frac{3}{4}$</p> <p>How does finding $\frac{1}{4}$ help you to find $\frac{3}{4}$? Find $\frac{1}{4}$ of these numbers 4, 8, 12, 16, 20, and use the $\frac{1}{4}$ to find $\frac{3}{4}$.</p>		

	<p>If you can get this online resource it might help you: 'White Rose Hub' online maths lesson and activities. Select year 2 to work on fractions. Watch the Lesson 1 video. Do the activity sheet questions 1-4 in your book or, if you can print, on the sheet. https://whiterosemaths.com/homelearning/year-2/</p>
	<p>Thursday Finding $\frac{3}{4}$ How does finding $\frac{1}{4}$ help you to find $\frac{3}{4}$? Find $\frac{1}{4}$ of these numbers 40, 80, 100, 24 and use the $\frac{1}{4}$ to find $\frac{3}{4}$. If you can get this online resource it might help you: 'White Rose Hub' online maths lesson and activities. Select year 2 to work on fractions. Watch the Lesson 1 video. Do the activity sheet questions 5-end in your book or, if you can print, on the sheet. https://whiterosemaths.com/homelearning/year-2/</p>
	<p>Friday Writing fractions down and being able to read fractions is an important part of understanding them. Make a matching pairs game. Write these fractions onto small pieces of paper: $\frac{1}{2}$, $\frac{1}{4}$, $\frac{3}{4}$, $\frac{2}{4}$, $\frac{4}{4}$. Now draw a picture for each fraction on some more pieces of paper. Turn them over and see if you can match them up in pairs. Add fractions of numbers if you can.</p>

Family challenge project for the week beginning 27.04.20

'FAMILY'

What interests you about this project? You set the goals! Here are some ideas to get you started.

You could.....

Science	Find out about genetics and why families look alike https://www.ducksters.com/science/biology/genetics.php
	Survey your family hair and eye colours. Make a chart to show your results. What did you find out?
	How do babies grow? https://www.youtube.com/watch?v=n5OcdbBqVSA
	Evolution and natural selection https://www.bbc.co.uk/teach/class-clips-video/science-ks2-the-work-of-charles-darwin-and-alfred-wallace/zrbxgwx

History and Geography

- Make a family tree for your family or for a famous family.
- Find out about royal succession (who becomes the next King or Queen).
- Make a list of things that have changed over time for families or compare your life with a family from another country.
- Write some questions to ask a family member: What do you want to find out? How was their childhood different to yours? What was the same? Record your interview. Write about your interview or make a powerpoint about your family.
- Hertfordshire 'Year of Culture: 2020' are sponsoring a project you might like to get involved in <https://www.creativehertfordshire.com/suzanne-rider/i-didn-t-know-that-calling-children-to-talk-to-an-adult-and/>

• Covid 19 time capsule sheets. Make your own sheets instead of printing <https://www.kiddycharts.com/assets/2020/04/Covid-19time-capsule.pdf>

Find out about Queen Elizabeth 1st and Queen Victoria by **reading this book**. Log into Oxford Owl to read it. <https://www.oxfordowl.co.uk/api/interactives/12954.html> Now make a family tree for one of the Queens.

Find out about the Tudor Dynasty <https://www.dkfindout.com/uk/history/tudors> Learn the rhyme about Henry VIII's wives to help you remember what happened to each of them. <https://www.youtube.com/watch?v=n1r3qvzaOGU> This video is filmed at Hatfield House. Who in the Tudor dynasty lived here?

Have fun with Horrible Histories Terrible Tudors <https://www.bbc.co.uk/iplayer/episode/b0b2wr6q/ad/horrible-histories-series-7-15-terrible-tudor-special>

Ancient Egyptian families <https://www.historyforkids.net/egyptian-families.html>

Queen Victoria <https://www.bbc.co.uk/teach/class-clips-video/ks2-queen-victoria-the-ultimate-victorian/z79vhhbk>

Our royal family. Tuesday 21st April was Queen Elizabeth's 94th birthday. Find out about her and her family. <https://www.royal.uk/royal-family>

Find out how families live around the world. What is different and what is the same as your family life? <https://www.bbc.co.uk/programmes/b08t17zs>

Different family based resources to download from Twinkl - <https://www.twinkl.co.uk/resources/topics/ourselves-all-about-me/my-family>

<p>Art and DT</p>	<ul style="list-style-type: none"> • Before photographs were invented, portraits were the only way to see what someone looked like. Explore some of the amazing portraits in the National Portrait Gallery. https://www.npg.org.uk/collections/explore/ • Can you draw some portraits to go with your family tree? Remember to use the portrait skills we learnt earlier this year. • https://www.youtube.com/watch?v=WROSZ6803cE • Look at some family photographs. Do you have any really old ones? Can you take a family photograph? What would you include in the photos to show their characters?
<p>RE</p>	<ul style="list-style-type: none"> • Find out about family life e.g. family life for Muslims https://www.youtube.com/watch?v=hyzvRvTe0h8 or another faith group.
<p>Music</p>	<ul style="list-style-type: none"> • Sheku Kanneh Mason comes from a very musical family. Find out about them all: https://www.classicfm.com/artists/sheku-kanneh-mason/kanneh-masons-family-father-mother-siblings/ • The Young Persons Guide to the Orchestra . This interesting piece of music was written by Benjamin Britten to introduce children to the families of instruments in an orchestra. How many groups can you find? Which family of instruments do you like best? https://www.youtube.com/watch?v=3HhTMJ2bek0
<p>Other ideas</p>	<ul style="list-style-type: none"> • Family pencil and paper games: https://www.playworks.org/resource/fun-paper-and-pencil-games-to-play/ • What is your favourite family board game? Arrange a tournament. • Design your very own family Coat of Arms. https://www.google.co.uk/url?sa=i&url=https%3A%2F%2Fwww.pinterest.com%2Fpin%2F443252788311762978%2F&psig=AOvVa_w1KC8LC5mRndGU7Z1TE8Wqm&ust=1587558799839000&source=images&cd=vfe&ved=0CAIQjRxqFwoTCJDzzsfD-egCFQAAAAAdAAAAABAJ <ol style="list-style-type: none"> 1. Think of a family motto 2. Pick 4 or 6 pictures or symbols to show important things about your family 3. Draw a large shield shape and split it into sections for your drawings. Add your motto underneath or over the top.

New!! Fluency Feeder 8: ? and ?

Draw on an abacus.	10 more and 20 more and 30 more...	How many 2's in it?
Make it the answer.	The best coins to make it ...	Start an addition sentence with it $\square = \underline{\quad} + \underline{\quad}$
Odd or even?	Half it ...	3 more... instant recall, try not to count on.

Spelling groups

Blue group spellings: a as in ball; ough as in bought, au as in caught		
ball call fall falling hall stall tall taller wall	talk talked talking walk walked stalk bought brought fought caught taught	<u>Spelling dictation:</u> Tom and Dad walked past the stall selling balls. "I have bought you a ball," said Dad. Dad taught Tom how to catch the ball. As he was so tall he caught it and threw it back. "Well done," said Dad. Write some sentences using your list. Try to include proper nouns and adjectives.
Green group spellings: a as in ball; ough as in bought; au as in caught		
ball call fall falling hall stall tall taller wall	talk talked walk walked bought brought caught taught	<u>Spelling dictation:</u> Tom and Dad walked past the stall selling balls. "I have bought you a ball," said Dad. Dad taught Tom how to catch the ball. "Well done," said Dad. Write some sentences using your list. Try to include proper nouns and adjectives.
Red group spellings: a as in ball; ough as in bought		
ball call fall hall stall tall wall	talk talked walk walked bought brought	<u>Spelling dictation:</u> Tom and Dad walked past the stall selling balls. "I have bought you a ball," said Dad. Write some sentences using your list. Try to include proper nouns and adjectives.



Sundog at WSM!



Welcome to Sundog Year 2

You can get into your own personal account by using the following details:

- The username is **your first name and first letter of your surname** e.g. Joe Bloggs= joeb

If this username does not work it may be because you have the same name as another child in school. Try adding a 1 at the end e.g. **Joe Bloggs = joeb1**

- The password for your account is **WSM**. This will be changed and made more secure once we all return to school.
- The school code is **welwynst**.

We will be setting work on Sundog so try to log in and start to enjoy the fun activities.

Look for details on this home learning grid every week.

Download the APP for free and start playing and having FUN, FUN, FUN!!