










Year 2 Learning at home: week 2 beginning 30.03.20

Good morning everyone! 😊 This week we have given you a bit more help to get organised, a bit more to do but we hope something for everyone. Try and do about an hour of home learning every morning and about the same in the afternoon. Remember to check your own standards ... does it look like year 2 work? have fun, do **lots** of exercise and make time to relax and **laugh**. David Walliams is reading a story every day at 11am online. That's enough to make anyone smile! Grab a drink and a snack and sit and listen. <https://www.worldofdavidwalliams.com/elevenses/> . Or you could start the day with a workout and try **PE with Joe Wicks at 9am Mon-Fri** <https://www.youtube.com/watch?v=qGKGNzNbWjU> . **Have fun! Keep smiling.**

<p>Reading</p> <p>Online reading books can be found on: https://www.oxfordowl.co.uk/ Books on Purple Mash. Use your login.</p> 	<p>Read aloud to an adult every day. Focus on:</p> <ul style="list-style-type: none"> • Expression • Following the punctuation accurately • Accuracy <p>Listen to a good book: https://www.worldofdavidwalliams.com/elevenses/ https://www.storylineonline.net/ https://www.stornory.com/</p>	<p>Talk with an adult about your book.</p> <p>Focus:</p> <ul style="list-style-type: none"> • Predict what will happen at the end • Talk about 2 things that you like about the book • Talk about the meaning of some words or phrases
<p>Writing Handwriting Use the words from your spelling list below.</p>	<p>Do a page of handwriting to start off the day. Think of some smiley faces to give yourself at the end.</p>	<p>Remember ... Thursday is speed day.</p> 
<p>Writing Spelling, punctuation and grammar tasks.</p> 	<p>Monday Write about the story in one of your reading books. What happens? Who is in the book? How does it end? Give yourself a tick for:</p> <ul style="list-style-type: none"> ✓ Full stops and capitals ✓ Joined up writing 	<p>Tuesday Write 10 key words that are important in one of your reading books. Use your list to tell someone all about the story. Try to talk for more than 1 minute. Give yourself a tick for:</p> <ul style="list-style-type: none"> ✓ Writing out your list clearly ✓ Talking about the story for more than 60 seconds.

<p>Remember: Date Leave a line Title Leave a line Then get started</p>	<p>Wednesday Write the sentences for your spelling list. Give yourself a tick for:</p> <ul style="list-style-type: none"> ✓ Capitals, punctuation: ? ! . ✓ Correct spelling ✓ Good starts sentences not just I My The 	<p>Thursday Be a word detective and write down all the proper nouns in your reading book. Make sure you use capital letters.</p> 
	<p>Friday Pick your best reading book from this week and give it a score out of 10.</p> <ul style="list-style-type: none"> ✓ Write down 3 things about why you gave this score. Use 'because' in at least 2 sentences. 	
<p>Maths Fluency and mental arithmetic speed</p>	<p>Do the fluency feeder (see below) every day. Choose your own 2 digit number.</p> <ul style="list-style-type: none"> • Time yourself or race against someone for added challenge. 	<p>Do a page of your mental arithmetic homework book each week.</p> <ul style="list-style-type: none"> • Ask someone to mark it with you.
<p>Multiplying and dividing https://www.bbc.co.uk/bitesize/topics/zqbg87h</p> <p>Online multiples game. You pick the number to work with. https://www.topmarks.co.uk/times-tables/coconut-multiples</p>	<p>Do one page of your multiplication and division booklet each day.</p> 	<p>Make your own sums with dice. Online dice here: https://www.curriculumbits.com/prodimages/details/maths/mat0005.html</p> <ul style="list-style-type: none"> • Roll a dice twice and add • Roll a dice twice and make a 2 digit number. Repeat and add. • Roll the dice twice and multiply • Use the dice to make up your own multiplying and dividing game
<p>Measuring maths</p> 	<p>Use a ruler to measure 10 things less than 30cm long. Write them in your maths book ...</p> <ol style="list-style-type: none"> 1. Pencil = 14cm 2. Lego brick = 2cm 	<p>Roll a dice twice and add together. Draw a line that is that many centimetres long. Be accurate. What can you measure up to 100cms using a tape measure? Play online measuring games https://www.topmarks.co.uk/maths-games/measuring-in-cm</p>
<p>Family challenge project for the week beginning 30.03.20: Animals - please continue for a second week! Get creative.</p>		
<p>What really interests you about this theme? Here are some ideas to get you thinking. You could:</p> <ul style="list-style-type: none"> • Go onto Purple Mash and write about Animal Needs (set as a 'to do') • Be a scientist and look at animal groups like mammals, habitats, food chains, animal life 	<p>Twinkle home learning activities: www.twinkl.co.uk/offer Code: UKTWINKLHELPS</p>	

cycles or find out about a Deadly 60 animal, or even an extinct animal.

- Make a fact file - and add a pop up picture
- Write a poem - it doesn't have to rhyme
- Research an endangered species or your favourite animal or your pet
- Make a food chain and hang your pictures from a coat hanger or a stick
<https://schoolsbiodiversityproject.com/additional-materials/art-and-design-projects/>
- Create a habitat in a box or in the garden
- Make a model / a poster / a stop animation about your animal on the ipad
- Write a story / adventure / diary
- Be an artist and create a fantastic mini or mega artwork

Cosmic yoga for kids for 'stronger, wiser and calmer kids'. Wow!

<https://www.youtube.com/user/CosmicKidsYoga>

Supermovers. BBC

<https://www.bbc.co.uk/teach/supermovers>

The Great Fire of London - a little bit of fascinating history research.

How do we know about the Great Fire of London? Here is the first hand proof!

You will need an adult to help you to read this **real** diary written by Samuel Pepys who lived in London when the fire started. Get reading from Sunday 2nd September, 1666, but there is lots more if you want to carry on your research.

<https://www.pepysdiary.com/diary/1666/09/>

Sunday 2 September 1666

(Lord's day). Some of our mayds sitting up late last night to get things ready against our feast to-day, [Jane](#) called us up about three in the morning, to tell us of a great [fire](#) they saw in [the City](#). So I rose and slipped on my nightgowne, and went to her window, and thought it to be on the backside of [Marke-lane](#) at the farthest; but, being unused to such fires as followed, I thought it far enough off; and so went to bed again and to sleep. About seven rose again to dress myself, and there looked out at the window, and saw the fire not so much as it was and further off. So to my closett to set things to rights after yesterday's cleaning. By and by Jane comes and tells me that she hears that above 300 houses have been burned down to-night by the fire we saw, and that it is now burning down all [Fish-street](#), by [London Bridge](#). So I made myself ready presently, and walked to [the Tower](#), and there got up upon one of the high places, [Sir J. Robinson's](#) little son going up with me; and there I did see the houses at that end of the bridge all on fire, and an infinite great fire on this and the other side the end of the bridge; which, among other people, did trouble me for poor little [Michell](#) and our Sarah on the bridge. So down, with my heart full of trouble, to the

Lieutenant of the Tower, who tells me that it begun this morning in [the King's baker's](#) house in [Pudding-lane](#), and that it hath burned [St. Magnus's Church](#) and most part of Fish-street already. So I down to the water-side, and there got a boat and through bridge, and there saw a lamentable fire. Poor Michell's house, as far as the [Old Swan](#), already burned that way, and the fire running further, that in a very little time it got as far as the [Steeleyard](#), while I was there. Everybody endeavouring to remove their goods, and flinging into [the river](#) or bringing them into [lighters](#) that layoff; poor people staying in their houses as long as till the very fire touched them, and then running into boats, or clambering from one pair of stairs by the water-side to another. And among other things, the poor pigeons, I perceive, were loth to leave their houses, but hovered about the windows and balconys till they were, some of them burned, their wings, and fell down.

[Sir W. Batten](#) not knowing how to remove his [wine](#), did dig a pit in the garden, and laid it in there; and I took the opportunity of laying all the papers of my office that I could not otherwise dispose of. And in the evening Sir W. Pen and I did dig another, and put our wine in it; and I my Parmazan [cheese](#), as well as my wine and some other things.

Things you could do ...

Write about some amazing facts that you can find in this diary.

- ✓ Can you find out what Samuel wore at night? Why didn't they worry about the fire when they first saw it? What did the pigeons do? What did Samuel and his friends bury in the garden and why?
- ✓ Find out the meaning of some of the old fashioned language in this diary - the Lord's day, my heart full of trouble, infinite great fire, hath, lamentable fire, endeavouring to remove their goods, clambering, pigeons were 'loth to leave their houses', dispose of, parmazan cheese and make a glossary.

London in 1666

- ✓ Make a picture of the Great Fire of London - paint or collage or your own choice.
- ✓ How was London different in 1666 to the London we know today? Find 3 things that were different and helped the fire spread easily. Make a chart that shows what you find out.

Fluency Feeder 7: Pick a different 2 digit number each day to do these

Plus 12	Nearest multiple of 10?	Write it in words
Double is ...	Use < or > than 51	How many 5s in this number?
The best coins to make it...	Start a subtraction sentence with it <input type="text"/> =	<input type="text"/> - <input type="text" value="12"/> =

Blue group spellings: Revision for the spring term

repair fairy where roast croaked most glowing Joe tomatoes phone	stolen bright frightened nice shine cheer here year tearful moon	spoonful June argue true chewed grew juicy group slowly successful	<u>Spelling Challenge:</u> Write 5 sentences using words from this list. Start your sentences in interesting ways and try to use different types of punctuation - "inverted commas," commas, ? and !
---	---	---	---

Green group spellings: Revision for the spring term

fairy where roast most glow Joe stole	bright fright nice shine cheer here year moon June	chew grew juicy slowly hopeful	<u>Spelling Challenge:</u> Write some sentences using words from this list. Start your sentences in interesting ways and try to use different types of punctuation - "inverted commas," commas, ? and !
---	--	--	--

Red group spellings: Revision for the spring term

fair there their most Joe bright	nice cheer here moon chew	slowly hopeful	<u>Spelling Challenge:</u> Write 3 sentences using words from this list. Start your sentences in interesting ways and try to use different types of punctuation - "inverted commas," commas, ? and !
---	---------------------------------------	-------------------	---