

Year 2 Learning at home and school: Week 16 beginning 06.07.20.



Dear Year 2 families,

Here is a 5 day plan for literacy and maths learning.

Home learners: all you need to work at home is included in this grid.

2 days a week groups: we will teach days 1 and 2 in school to both groups of children. Please use the guidance below to complete days 3, 4 and 5 at home.

Key worker pupils in school for all 5 days will complete the learning with Ms Anstey.

Learning targets for literacy	Learning targets for maths
I can answer questions about a reading text	I can split a group of objects into a $\frac{1}{3}$
I can use full stops and capital letters in all of my sentences.	I can find $\frac{1}{3}$ of a number
I can write a little bit of dialogue in my story.	I can find $\frac{1}{3}$ of a number and write the notation for $\frac{1}{3}$
I can use speech marks when I write dialogue	I can find $\frac{1}{3}$ of a number
I can write a summary of the main parts of a story.	

1. Read aloud to an adult every day.

FREE BANDED READING BOOKS:

<https://www.oxfordowl.co.uk/>

2. Talk with an adult about your book.

Read any book on [oxfordowl.co.uk](https://www.oxfordowl.co.uk/) and use the questions in the front and back covers to talk about your reading.

Every day: Handwriting ... just 10 mins each day makes a huge difference.

Use your spelling list to practise joined up writing at the start of each day. Make sure your joins are:

- Clear to read
- Even sized
- Speedy by day 4.

Our text continues to be:

The Twits by Roald Dahl: online text and audio book <https://www.youtube.com/watch?v=EgppUh8ukZ8>

You might have this book at home already. It's one of the most popular books ever! Check out your bookshelves.

Literacy learning in school - day 1 and 2

Day 1

Learning Outcome: I can answer questions about a reading text.

Read these chapters: 'The Frog', 'Wormy Spaghetti' and 'The Funny Walking Stick' from 'The Twits' by Roald Dahl.

Enjoy reading about the tricks Mr and Mrs Twit play on each other.

Answer the quiz questions on the sheet below. Use the story to find the answers.

Day 2

LO: I can use full stops and capital letters in all of my sentences.

I can write a little bit of dialogue in my story.

Find some objects e.g. cat food, toy snake, tooth paste.

Think of a trick Mr or Mrs Twit could play on each other with one of the objects.

What would the reaction of Mr/Mrs Twit be?

What would they say to each other?

How would the trick end?

Write your own trick chapter.

Remember to use full stops and capital letters.

Literacy learning at home - day 3, 4 and 5

Day 3

LO: I can use speech marks when I write dialogue.

Find out about speech marks and punctuation for dialogue

<https://www.bbc.co.uk/bitesize/clips/zvftsbk>

and / or

<https://www.youtube.com/watch?v=6-YFmLctwDY>

Draw a picture of Mr and Mrs Twit having an argument. Add speech bubbles of them saying something horrid to each other.

A speech bubble with a tail pointing towards the bottom left, containing the text "You are a stinky old man!".

Now write the speech bubbles as dialogue using speech marks.

"You are a stinky old man," said Mrs Twit.

Make sure you finish with who said what e.g. ...said Mrs Twit.

Day 4

LO: I can use full stops and capital letters in all of my sentences

I can write a summary of the main parts of a story.

Read the chapter: 'Wormy Spaghetti'.

Write some sentences to summarise the main parts of the chapter. You could start with ...

'In this chapter, Mrs Twit plays a trick on Mr Twit to pay him back for the frog trick. She ...'

Use:

- full stops
- capitals
- clear sentences of your own.

Day 5

Do your spelling test.

Write sentences using your plurals.

Extras:

- What is the plural for mouse? Are there other words that behave in this way?
- What is the plural for dice? Are there other words that behave in this way?
- Read some more of 'The Twits' and find the speech marks.
- How many different words that mean 'said' can you find e.g. yelled.

Every day: Number fluency ... just 10 mins each day makes a huge difference.

Use the fluency grid to practise your mental arithmetic. Make sure your work is

- accurate
- clear to read
- speedy recall of number facts - try to use better strategies than 'counting on' to get the answer.

Our maths focus for the next 3 weeks is fractions.

Guidance about fractions is on White Rose Maths: <https://whiterosemaths.com/wp-content/uploads/2019/SoLs/Primary/SOL-Year-2-2018-19-Spring-Term-Block-4-FINAL.pdf>

Maths learning in school - day 1 and 2

Day 1

Continue to apply their understanding of fractions to finding thirds. Use the language of 'whole' and 'equal parts' and understand that one third is equal to one part out of three equal parts. Find cubes/pasta pieces/small toys. Can you split the objects into three piles? Will they go into three equal groups? Do equal parts always look the same? Can you write a third as a fraction? Using page 15, set out your work in the same way, e.g. There are 15 cubes altogether, $\frac{1}{3}$ of 15=

LO: I can split a group of objects into a $\frac{1}{3}$

Day 2

Copy the grid below a few times into your books. How many different ways can you colour one third of the grid each time? There are 9 squares here, to find a third you could use objects, count out 9 and then divide 9 into 3 equal groups. You could also make your grid bigger or smaller.

LO: I can find $\frac{1}{3}$ of a number

Maths learning at home - day 3, 4 and 5

Day 3

Look at page 16 from White Rose Maths, explore finding a third of a number.

Day 4

Try some written maths problems below and see if you can work out the fraction.

Use the sheet below to find $\frac{1}{3}$ of a number.

LO: I can find $\frac{1}{3}$ of a number and write the notation for $\frac{1}{3}$

Read the information carefully, you may want some paper to help you work out the answers.

LO: I can find $\frac{1}{3}$ of a number

Day 5

Log in to Times Table Rockstars and continue to learn your tables.

LO: To continue with Times Table Rockstars

Family challenge project for the week beginning 06.07.20

'Sport'

Who would you like to find out? You choose.

Science

Could you do an experiment with different types of bats and balls? You could choose 1 ball and see which bat hits it the furthest? Or choose 1 bat and see which ball goes the furthest? You could also experiment with forces and seeing which ball goes down a ramp fastest/slowest or on different surfaces? Why does this happen? What are the balls made from?

Could you do an experiment on your own body? Try a range of activities such as hopping, tennis, football all using your dominant side. Record how many of each you can do in a minute, and then try with the other side of your body. What do you think will happen and why? What if you practise every day? Do you see an improvement in your less dominant side?

History and Geography

Could you research your favourite sport and find out how long it has been around? Where it was first played? Who invented it? Has the scoring changed?

Could you research the Olympics? Which sports are no longer played? Are there any you'd bring back? Which countries have hosted the most? Which host the summer and which host winter? Why is this? Here are some clips of the history around the Olympics.

<https://www.abc.net.au/btn/classroom/olympic-history/10524328> or <https://www.olympic.org/ancient-olympic-games>

Could you research the Olympic symbol or the badge of your favourite team? Why do they have this symbol? What does it signify? Could you then design your own symbol?

Choose a sport and make a timeline of the history around it. This could be the history of a team or an event.

Could you research famous sports people through history? Where did they come from? What did they do? What makes them famous or

	<p>memorable? Ideas could include – Usain Bolt, Mo Farah, Muhammad Ali, Billie Jean King, Michael Phelps, Nadia Comaneci https://www.olympic.org/athletes</p>
Art and DT	<p>Could you design a new Olympic logo, taking into consideration the range of sports seen and the range of countries involved?</p> <p>Could you design and make a new racquet that could be used for a sport? How would you make it strong? What size or type of ball is it suitable for? What game would you use it for?</p> <p>Take a virtual tour of a stadium, then design your own. What would you want in it? Which sport is it for? What would you call it? https://www.eyerevolution.co.uk/wp-content/virtual-tours/arsenal/</p> <p>Could you design your own medal? What would it look like? Here are some for inspiration. https://www.olympic.org/olympic-medals</p>
Music	<p>Could you make up your own Welwyn St Mary's sport chant? It could be something we could sing linked to your house or a specific sport.</p> <p>Can you research musical instruments that are used at sports events? The Vuvuzela was used during a world cup. Where did it originate from?</p> <p>Could you make up your own version of Heads, Shoulders, Knees and Toes that could be used as a warm up song before PE? It could go stretch, jog, hop and jump, hop and jump. Please share your ideas!</p> <p>Watch some clips of a gymnast doing 'floor work' and create your own dance or floor work routine to music. https://www.bethtweddle.com/video/videos</p>
Other ideas	<p>Could you hold your own pretend sports day? Which events would you do? You could practise with your family and score each other.</p> <p>Could you invent your own sport or game? What equipment would you need? How do we score? What are the rules?</p> <p>Could you play balloon tennis? Blow up a balloon and hit it with your hand, or make your own racquet. How many hits in a row can you get?</p>

	<p>Could you make your own obstacle course? What would you need? Can you show us how you complete it?</p> <p>Could you set yourself a PE challenge for over the summer holidays? Find a sport you've never tried or find tricky. See if you can improve over the holidays.</p> <p>Have a go at some of these indoor activities https://www.nhs.uk/change4life/activities</p>
Sport	<p>Here are some more virtual sporting events you could explore. Some will be looked at in school too.</p> <p>Here are some of the demonstration clips https://www.youtube.com/watch?v=DbM7cjYPiiM https://www.youtube.com/watch?v= JlpNSOp8x8&list=PL6DK6xTdLkmwBkVBuKZZ2L_oTT6VXErNO&index=2</p>

Something Special

How about applying for a Blue Peter badge? Find out how here: <https://www.bbc.co.uk/cbbc/curations/blue-peter-badges>

Spelling groups

Blue group spellings: For 06.07.20 Blue group spellings: Plurals: more than one		
<p>wishes dishes churches watches foxes dresses mixes riches dashes</p>	<p>diary diaries story stories fairy fairies berry berries lorry lorries lady ladies</p>	<p>Spelling Practise: Spelling Rules If the word ends in a ch, sh, x and ss add es to make plural. If the word ends in one consonant and a y take off the y and add ies e.g. story stories. Write sentences using your plurals. What is the plural for mouse? What is the plural for dice?</p>

Green group spellings: For 06.07.20 Plurals: more than one Green group spellings: ear and are

wishes
dishes
churches
watches
foxes
dresses
witches
beaches

diary diaries
story stories
fairy fairies

Spelling Practise:

If the word ends in a ch, sh, x and ss add es to make plural.
If the word ends in one consonant and a y take off the y and add ies e.g. story stories.
Write sentences using your plurals.

Red group spellings: For 06.07.20 Plurals: more than one Red group spellings:

churches
wishes
foxes
dresses

Stories
Fairies
berries

Spelling Practise:

If the word ends in a ch, sh, x and ss add es to make plural.
If the word ends in one consonant and a y take off the y and add ies e.g. story stories.
Write sentences using your plurals.



Sundog at WSM!



Need help?? Email the school magazine email address with your questions and we will try to help.

- The username is **your first name and first letter of your surname** e.g. Joe Bloggs= joeb

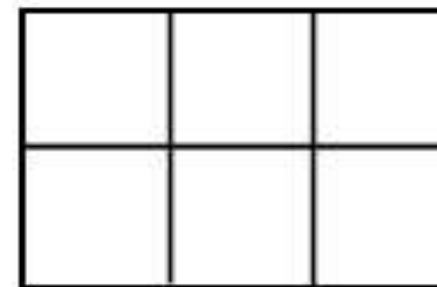
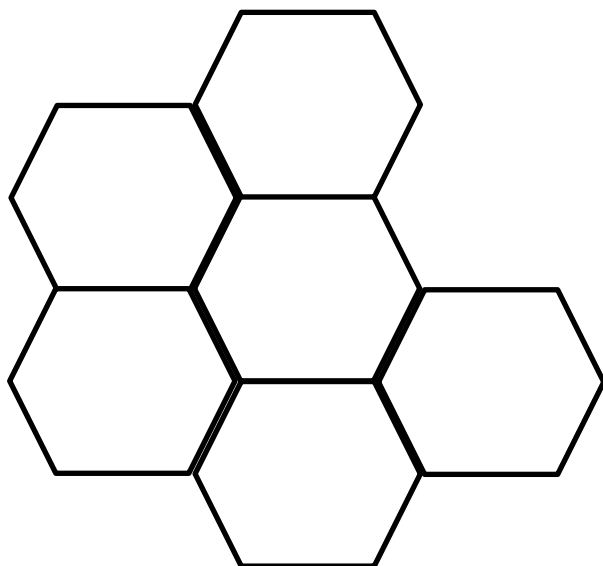
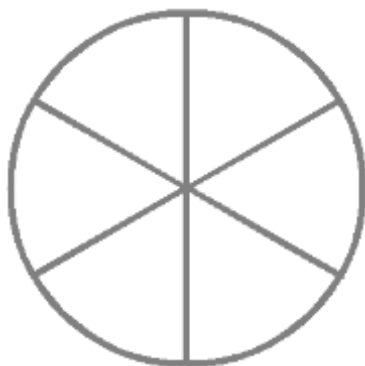
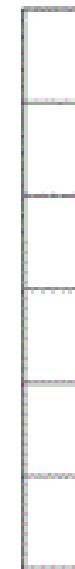
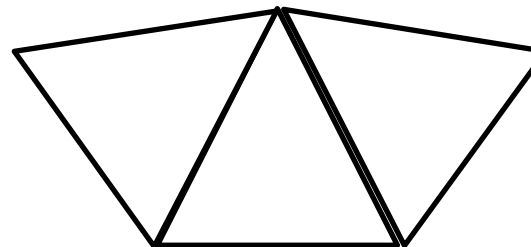

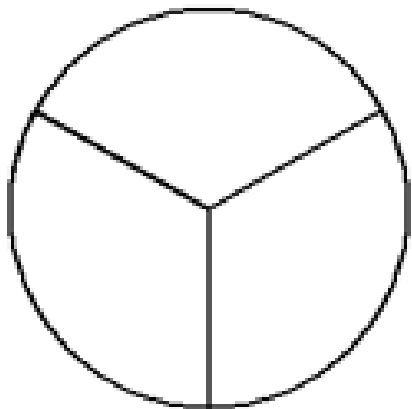
If this username does not work it may be because you have the same name as another child in school. Try adding a 1 at the end e.g. **Joe Bloggs = joeb1**

- The password for your account is **WSM**. This will be changed and made more secure once we all return to school.
- The school code is **welwynst**.

We have set challenges on Sumdog. Earn points to get rewards.

Download the APP for free and start playing and having FUN, FUN, FUN!!

Find one third - $\frac{1}{3}$ of these shapes:



Fraction Problems

1. Harry invited 15 children to his birthday party. A third of the children were girls. How many girls came to the party?
2. In a box of 21 pencils, only a third were sharp. How many were not sharp?
3. Lucy picked 9 strawberries but ate a third of them on the way home. How many did she have left?
4. The class wanted to play football. There were 27 children who wanted to play. How many were in each group?
5. A shop was selling flags. They had 18 altogether. A third of them were French and the rest were American. How many American flags were there?
6. A third is bigger than a half. True or false?
7. James collected cards. He had 30 altogether. If he gave away a third, how many did he have left?

'The Frog' Quiz

Read the chapter called 'The Frog'.

Answer the questions.

Remember, the answers are **IN THE STORY**.

1	Where did Mr Twit find the frog?
2	Why didn't Mrs Twit see Mr Twit put the frog in her bed?
3	What made Mrs Twit scream?
4	What did Mr Twit say must be in Mrs Twit's bed?
5	Mr Twit said it had teeth like
6	When Mrs Twit fainted, how did Mr Twit wake her up?
7	Where did Mrs Twit sleep that night? Where did the frog sleep?

Extra: Make up 3 questions of your own. Make sure the answers are in the story.