


Welwyn St. Mary's C of E Primary School

Spring Term

2024



Year 1



Year 1

1 Birch	1 Beech
<p>Miss Birch <i>Class Teacher</i></p> <p>Mrs Hall <i>Teaching Assistant 1 Birch</i></p> <p>Mrs Crofts <i>PPA release cover 1 Birch</i></p>	<p>Mrs David <i>Class Teacher</i></p> <p>Mrs Culkeen <i>Teaching Assistant 1 Beech</i></p> <p>Mrs Curtis <i>PPA release cover 1 Beech</i></p>

We hope that you find the information in this leaflet useful but please let us know if you need any more information and we will arrange a time to talk with you.

There are a few general things that you can do to help us.

- Please ensure that your child is at school before the school bell has rung.
- Please check that your child brings their home learning record and reading book to school **every** day.
- Please make sure their spelling book is in school on Fridays.
- Please make sure that **all** your child's clothing is clearly named.
- Please let us know if your child struggles with a piece of homework / reading at home (a note in their home learning record is very helpful).
- Do let us know if you would like to come in and help, we will make very good use of your time and talents!

Curriculum Content Taught This Term

English

In English lessons, children will be taught speaking, listening, reading and writing skills through studying a variety of styles of writing (genres). We follow the Teaching Sequence for Writing, which means that children will be taught to read and understand the text, then practise the skills of the style of writing (including grammar) and then apply into their own writing.

This term the Primary National Curriculum statements will be taught through the following modules: narrative, recounts and poetry.



Speaking and Listening

The children will become more familiar with and confident in using language in a greater variety of situations. They will, for example:

- Listen to and discuss a wide range of books and poems
- Recognise and join in with predictable phrases
- Learn some rhymes and poems to recite by heart
- Discuss the meaning of words and extend vocabulary
- Join in with discussions and explain their understanding
- Change their speaking when taking on a role of a character during play

Reading

This part of the curriculum is broken down into 'reading' and 'comprehension'. In Year 1, pupils continue to learn to read words using phonics as well as learning to recognise words that cannot easily be sounded out e.g. 'once'.

As well as being able to read words, children need to understand what they read and develop a life-long love of reading. They will learn to do this through carefully structured activities using a wide range of high-quality books. They are encouraged to:

- Make links between their own experiences and the story
- Check that they understand what they are reading
- Talk about the title and the main events
- Predict what might happen before they read it
- Join in with predictable phrases

How can you help?

Please ensure that your child reads aloud to an adult at home every evening (for at least 10 minutes) and that you comment each day in their Home Learning Record. Reading to your child also helps them to hear how to become more fluent and expressive – as well as just having fun sharing good books and reading for pleasure. A daily 10 minute slot will have an enormous impact on your child.

Here are some age appropriate texts which you could use to support your child:

<http://www.booktrust.org.uk/books/children/booklists/241/>

Writing

In Year 1 children develop their writing through the following areas:

Spelling:

- Spell words using phonics
- Learn commonly used whole words that are difficult to sound out
- Spell the days of the week
- Begin to look at patterns and rules

Handwriting:

- Hold a pencil correctly – pincer grip
- Form letters and digits correctly and confidently
- Leave spaces between words



Composition:

- Speak in whole sentences
- Write sequences of sentences
- Re-read and check for sense
- Develop a wide vocabulary
- Use capital letters, full stops, question marks and exclamation marks
- Join sentences with 'and'

Maths

This term we shall continue to work on these areas:

Working mathematically

By the end of year 1, children begin to solve simple problems involving addition and subtraction using a range of hands-on equipment, symbols, images and pictures. They begin to use what they know to tackle problems that are more complex and provide simple reasons for their opinions.

Number

Counting and understanding numbers


Children will identify and represent numbers using objects, pictures and models, such as the number line, and use 'equal to, more than, less than (fewer), most and least.' Children will accurately count numbers to, and across, 100 forwards and backwards from any given number with increasing understanding. They count, read, write and order numbers in numerals up to 100 and from 1 to 20 in words. When given a number, they can identify one more and one less. They can count in multiples of twos, fives and tens. Children will spend time focussing on 'think 10' allowing them to quickly and accurately calculate numbers to 20.

Calculating

Children will understand known addition and subtraction facts within 20, including zero. They will use these facts to solve simple problems using the language of problem solving to explain their reasoning.

Measurement

Children will begin to measure using non-standard units (finger widths, blocks etc.) moving to standard units of measure (e.g. cm) using tools such as a ruler, weighing scales and containers. They will begin to record and compare measurements such as lengths and heights, mass and weight, capacity and volume using language such as long / short; heavy / light; full / half-full / empty. They will tell the time to the hour, half past the hour and be able to sequence events in chronological order using precise language (for example, before and after, next, first, today etc.). Children will recognise and know the value of different denominations of coins and notes.



Geometry

Children will recognise and name common 2-D shapes, e.g. rectangles (including squares), circles and triangles, and 3-D shapes, e.g. cuboids (including cubes, pyramids and spheres) in different orientations and sizes. They will describe position, direction and movement, including whole, half and quarter turns.

How can you help?

Reinforce the above. Useful websites: <http://www.ictgames.com/resources.html>

Science

During the year your child will be taught to use practical scientific methods, processes and skills through the teaching of our topics. For example: asking simple questions and recognising that they can be answered in different ways; observing closely, using simple equipment; performing simple tests; identifying and classifying; using their observations and ideas to suggest answers to questions; gathering and recording data to help in answering questions.

This term our topics are: Seasonal changes and animals.

RE

This term in RE, we'll be learning about Judaism, with a special focus on *Mitzvot* (good deeds) and *zedakah* (charity). Together, we'll explore the big question: "*Why is learning to do good deeds so important to Jewish people?*" We'll also turn our attention to Christianity, learning about the meaning of salvation and discovering why Easter is such an important time for Christians.

PSHE

We continue to follow the Jigsaw curriculum this term. This half term we will focus on 'dreams and goals'. The main idea explored will be overcoming obstacles in order to achieve our goals and helping others to achieve theirs. After half term we cover 'healthy me' and will learn about the importance of keeping clean and healthy. During this term we will continue to focus on e-safety and discuss what to do when anything happens online that makes us feel worried, upset or unsafe. Some useful websites for e-safety are shown below.

www.nspcc.org.uk/preventing-abuse/keeping-children-safe/online-safety/

www.saferinternet.org.uk



Geography & History

Our history topic is called 'Houses and Homes'. We will focus on different types of homes and homes in Welwyn. and looks at the familiar setting of the home and how this has changed over time. We shall study Queen Victoria and compare our homes to Victorian homes. We will focus on geography again in the

summer term.

Design and Technology & Art

Our 'Houses and Homes' theme will be developed in D&T as we design and make junk models of buildings (incorporating our Science objectives of looking at different materials and their properties). In art, we will be using a range of materials creatively to design and make products, focussing on colour, texture, shape and form.

Computing

This term we will focus on the children confidently logging on to a computer. The children will then be able to create some art work using software and saving their work.

Alongside this, the children will continue to develop their keyboard, mouse and trackpad skills.

PE

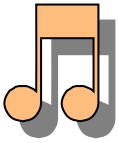
Through football skills we will develop our coordination and working together as a team in sport. In athletics we will be developing our stamina and focussing on our form. Please ensure that your child always has their PE on their designated day and that each item is clearly named. Don't forget long hair must be tied back and earrings removed, or covered up.



Equipment needed daily in school.

Please remember to send children to school in PE kit on the correct days.

Music



The children will be learning about steady beats and rhythms in the songs that we learn and also about long and short sounds. We will also learn to use our voices expressively and creatively through singing and speaking chants. We hope that you will hear some of these fun songs at home!

Homework

In line with the school policy on homework this term we will be sending homework as follows:

- **Reading:** please ensure that your child continues to read at home (and talk about the book) every evening for at least 10 minutes and remember to record what they have read at home in the green Home learning record book. This helps us to track progress. Thank you!
- **Spellings:** Thank you for your continued support with learning spellings at home. The 'tests' take place, and new lists are given out, on a Friday so please help your child to have their green book in school on this day.

Our Uniform

Our school endeavours to ensure that our uniform is as gender neutral as possible.

School Uniform	
Trousers, shorts, skirt, pinafore	Grey
Polo shirt, shirt, blouse (with or without logo)	White
School sweatshirt, cardigan *(with or without logo)	Maroon
Plain sensible shoes (no trainers, sandals or boots)	Black
Socks/tights (not trainer socks)	Plain grey
School pink check cotton dress and plain white socks (Summer term up to October half term only)	
*Preferably children should have one sweatshirt or cardigan with a logo	

Additional items
Water bottle
Sun hat (in summer)
Reception and Year 1 – School book bag from uniform supplier Year 2 – Year 6 – Small rucksack
Hair accessories- small plain clips, bands, ribbons in brown, black or maroon
Key stage 2 - Shin pads for hockey and football
Optional fleece or jacket with school logo for outdoor use

PE Kit	
Plain PE shorts	Black
Long plain tracksuit bottoms for colder weather	Black
Trainers for outdoor games	
PE hoodie with house coloured logo	Available from uniform suppliers
Key Stage 1 and Reception only Coloured 'house' T-shirt	Available from the school office
Key Stage 2 only PE polo shirt with coloured house logo	Available from uniform suppliers
PE kit should be worn to school on PE days	

Jewellery

The only permitted jewellery that may be worn is:

- One pair of stud earrings (no other piercings are permitted). Earrings must be taken out or taped for PE.
- A sensible wristwatch (a smartwatch maybe worn if classroom mode is enabled at all times), whilst on the school site and school trips etc.

Jewellery is the responsibility of the pupil and not the school.

Hair

- Long hair needs to be tied back for school, this is for safety and hygiene reasons and to ensure that children's vision is not impeded. Hair should not be cut too short and should not have designs / tramlines shaven into it.
- Hairstyles should be smart and moderate in style. Brightly coloured hair is not permitted.
- Large, excessive hair accessories should not be worn; however, small hair clips or plain headbands or ribbons in brown, black or maroon are acceptable.

At the Headteacher's discretion, there may be exceptions to the above in extreme circumstances e.g. a pupil may be permitted to cover their hair if they have hair loss / illness etc.

Make-Up

Pupils are not allowed to wear make-up or nail varnish. False nails are not permitted.

Labelling

All clothing, shoes, water bottles and school bags should be clearly labelled with your child's name. Any lost clothing is to be taken to the lost property box. All lost property is retained for a term and is disposed of if it is not collected within this time.

	1 Birch	1 Beech
Monday	Reading book Home learning record	Reading book Home learning record
Tuesday	Reading book Home learning record PE kit	Reading book Home learning record PE kit
Wednesday	Reading book Home learning record	Reading book Home learning record
Thursday	Reading book Home learning record	Reading book Home learning record
Friday	Reading book Home learning record Spelling book PE kit	Reading book Home learning record Spelling book PE kit

A big 'Thank you'

Finally, thank you for continuing to support your child with their home learning. You make a BIG difference to your child's progress.

Please keep an eye out for our newsletter or visit the website for forthcoming important dates.

Miss Birch and Mrs David