



A COMPLETE PHONICS RESOURCE
TO SUPPORT CHILDREN

Parent Workshop

Year 1 Phonics Screening Check



**A love of reading is the biggest indicator
of future academic success.**

OECD (The Organisation for Economic Co-operation and Development)



What your child been taught so far



Your child has been taught most of Phase 5, they know:

- new graphemes for the Phase 2 and 3 sounds
- that the same grapheme can have alternative pronunciations.

The 'Grow the code' lessons support children with reading and spelling these alternative spellings.



**How to say the
Phase 5 sounds**



Phonics Screening Check





This term we are preparing for the Phonics Screening Check



What is the Phonics Screening Check?

- It is a quick check of your child's phonics knowledge.
- It is **not** designed to create any stress or anxiety for your child.
- It assesses decoding skills using phonics.
- It consists of 40 words (20 real words, 20 'alien words').

If children do not achieve the required score in Year 1, they will retake the screening at the end of Year 2.

Section 1	Section 1
sut 	shop
yad 	yell
dop 	peel
uct 	check

Page 3 of 24

Page 9 of 24

How does the check work?

- Your child will sit with a member of staff that they know – class teacher.
- They will be asked to read 40 words aloud.
- This takes just a few minutes to complete, but there is no time limit.
- If your child is struggling, the teacher will stop.
- It has been carefully designed not to be stressful for your child.




What are 'alien words'?



**Why we teach alien words
for Phonics Screening Check**

A quick guide to alien words

tabe



Yr1 Su1 wk1

'Alien words' recap



- The check will contain 20 'alien words'.
- The children will be familiar with alien words and we started to read them this term.
- Alien words assess children's decoding skills and are used in lessons for the purpose of preparing for the Phonics Screening Check **only**.
- Children cannot read these words by using their memory or known vocabulary, so they have to use their decoding skills. This is a fair way to assess their ability to decode.
- The Phonics Screening Check will be administered in June.



How to help your child prepare

The most important thing you can do is read with your child



Reading a book and chatting had a positive impact a year later on children's ability to...


- understand words and sentences
- use a wide range of vocabulary
- develop listening comprehension skills.

The number of books children were exposed to by age 6 was a positive predictor of their reading ability two years later.



Listening to your child read their phonics book

- Your child should be able to read their book without your help.
- If they can't read a word read it to them.
- Talk about the book and celebrate their success.



Read to your child



The shared book is for **YOU** to read:

- Make the story sound as exciting as you can by changing your voice.
- Talk with your child as much as you can:
 - Introduce new and exciting language.
 - Encourage your child to use new vocabulary.
 - Make up sentences together.
 - Find different words to use.
 - Describe things you see.



Supporting your child with phonics



Videos



**Phase 2 sounds taught in
Reception Autumn 1**



**Phase 2 sounds taught in
Reception Autumn 2**



**Phase 3 sounds taught in
Reception Spring 1**



How to say Phase 5 sounds

Thank you for
attending.



Any questions?