






Year 1 Learning at home: week 9 beginning 18.05.20

Hello everyone!




We hope you enjoyed the staff video!

This is the last week before the half-term break. There won't be a Home Learning Grid next week. If you want to continue with activities please use ideas from previous grids, Purple Mash, Sumdog, Twinkl and Oxford Owl.

		TOGETHER	
WE		LEARN	
I can get my things ready to start my learning and I can pack away when I have finished.	I can listen to what we are going to learn and think about what I know already.		I can concentrate and keep going on a task.
			
Step 1: get organised.	Step 2: connect to prior learning		Step 3: focus and persevere.

Start each day with a workout. It activates your brain!

PE with Joe Wicks <https://www.youtube.com/watch?v=qGKGNzNbWjU> or dance moves with <https://www.thisgirlcan.co.uk/activities/disney-workouts/> or Les Mills <https://watch.lesmillsondemand.com/born-to-move/season:1/videos/born-to-move-marvel-let-s-go> or BBC Supermovers <https://www.bbc.co.uk/teach/supermovers> or yoga through storytelling <https://www.youtube.com/user/CosmicKidsYoga>

Phonics Spelling Handwriting	Ten-minute tasks	Learn the different spellings for the sound /oi/ Try and sort oy and oi words. Log in to Phonics Play to try their interactive activities. https://new.phonicsplay.co.uk/resources/phase/5/alt-spellings-oi (see practice sheet at the bottom)	
	Can you try one of these?	In your book write out your spellings carefully. Week 23 is words with two syllables and compound words. Compound words have two words that have been joined together to make one new word: bed + room = bedroom Can you think of any more this week?	
	Spend ten minutes on it.		Did you try this last week? It's for you to practise your spellings. Everyone has the correct word list for their spelling group!
		This week's letters are 'w' and 'th'. Write them in your green book.	



Read aloud to an adult every day.

FREE BANDED READING BOOKS:

<https://www.oxfordowl.co.uk/>

Read books on Purple Mash




Talk with an adult about your book.

Read any book on [oxfordowl.co.uk](https://www.oxfordowl.co.uk) and use the questions in the front and back covers to talk about your reading.

- Focus on:
- Expression
 - Following the punctuation accurately
 - Accuracy

- Before opening, talk about what your book might be about after reading the title.
- Talk about the meaning of some words or phrases.

<p>Listen to a good book: https://www.storylineonline.net/ https://www.storynory.com/</p>	<ul style="list-style-type: none"> • Talk about your favourite character.
--	--

<p>Writing This half term we will be using some of the new home learning resources on the BBC bitesize website.</p> <p>Key words:</p> <ul style="list-style-type: none"> • Capital letter • Full stop • Join two ideas 	<p>Tip: Have your green books and a pencil at the ready! Click on the BBC Bitesize links in blue and listen to the lessons.</p> <p>Monday Learning - I can use my phonics to help spell unfamiliar words. Click on the Small Town Superheroes clip and go to the 'Sally and Percy' section. Go to the Simple Sounds game and choose 'Digraphs and trigraphs'. Check you can read them all correctly. Listen carefully.</p> <p>Activity 1: Go on a sound hunt! Try and find other things in your house that have these sounds in them: a-e, aw and ph. Can you write down some of the things you find for each sound?</p> <p>Why not try Activity 2 and 3? Listen to the clip about rainforests and then try and write down the names of some of the animals you saw. Did you hear any new words? Can you try and sound them out using your phonics? E.g R-ai-n-f-or-e-s-t-s. Next, try and write 2 or 3 sentences about the rainforest using some of your new words.</p> <p>https://www.bbc.co.uk/bitesize/articles/zmpm6v4</p>	
	<p>Tuesday Learning - I can use 'and' (conjunctions) to join two sentences. Watch clip 1 about joining words - conjunctions. Try Activity 1: Can you spot all the joining words in the sentences? Watch clip 2 about the oceans. Now try either Activity 2 or Activity 3 - either 2) complete the sentences given, or 3) write three sentences about what you learnt about the oceans. Can you try and use 'and' in each one? Remember to only use 'and' once in each sentence!</p> <p>https://www.bbc.co.uk/bitesize/articles/zhmwqp3</p>	
	<p>Wednesday Learning - I can practise spelling, punctuation and grammar. Can you fill out the SPaG sheet at the end of your pack? Take your time and remember your Year 1 learning.</p>	
	<p>Thursday Learning - I can read a new story and answer questions about it. Please go onto Oxford Owl website and read one of these books and complete the online activities.</p>	
<p>Plants for Dinner (blue level) https://www.oxfordowl.co.uk/api/interactives/26361.html</p>	<p>or Deep Down Weird (orange level) https://www.oxfordowl.co.uk/api/interactives/12943.html</p>	<p>or Pick your Queen! (purple level) https://www.oxfordowl.co.uk/api/interactives/12954.html</p>



Friday

Pick one of the *phonics, spelling, handwriting* tasks that you haven't done yet.

Maths
This half term we will be using the new home learning resources on the BBC bitesize website. We hope that you enjoy using these new resources and have fun learning together.

Fluency every day

Maths is everywhere in the environment. You don't always need to spend time on a screen to practise your number skills and often working outdoors in the fresh air is far better.

Have a go at the new fluency games below which involve using the local environment to enhance mathematical learning.

Don't forget you can still log into 'Sumdog' during the week to keep your skills sharp.

'Purple Mash' also has lots of great games to explore and you may have your favourites already.

'Top Marks' has a wealth of resources for all strands of maths so if you want to practise a specific skill with you child - such as telling the time- visit their maths page for ideas.

Pearson have produced a new online resource for all year groups called *Power maths*- find the link to the year 1 resource on Fridays maths activities.

Monday- Add and subtract by making ten.

Learn how making 10 can be a useful strategy when solving addition and subtraction calculations. Adding by making 10 is also called **bridging through 10**.

Go to- <https://www.bbc.co.uk/bitesize/articles/zb8gcqt>

Tuesday - Subtract within 20.

Subtraction means taking away. It has to be done in a specific order.

Subtracting is the opposite of adding, which is very useful if you have too much of something and need a lower number.

Go To- <https://www.bbc.co.uk/bitesize/articles/zjh7mfr>

Wednesday - Addition and subtraction word problems.

Go to- <https://www.bbc.co.uk/bitesize/articles/z7nm6v4>

Thursday - $a+b > c$ and $a+b > c+d$ More than and less than

Go to- <https://www.bbc.co.uk/bitesize/articles/zmf6hbk>

The symbol $>$ means **more than**.

- $10 > 3$ means 10 is more than 3
- $20 > 10$ means 20 is more than 10

This symbol $=$ means **equal to**.

- $10 = 10$ means 10 is equal to 10
- $23 = 2 \text{ tens and } 3 \text{ ones}$ means 23 is equal to 2 tens and 3 ones

This symbol $<$ means **less than**.

- $3 < 10$ means 3 is less than 10
- $10 < 20$ means 10 is less than 20

The more than ($>$) and less than ($<$) symbols can also be used to describe and compare the **sizes** of different objects.

Friday - Challenge of the week

Or

Take a look at the new Pearson Power Maths resources found at this link:

<https://preview.pearsonactivelearn.com/app/AcceptTerms?returnUrl=/app/library>

You will need to scroll to the bottom of the page and click the box **agree** before you can continue to the book resource.

You will then be able to open 'Power maths' year 1

Maths Games - Maths Everywhere - Number hunts.

1. Go for a walk.

Allow your child to take some photographs of numbers they can see on their walk.

Look for numbers that help us such as speed limit signs, door numbers, car registration plates.

Ask questions like:

18.05.20 Year 1 Week 9

- Can you find a number greater than 50?
- What do you think the next door number will be? Were you right?
- What is the largest number we found?
- Can you put the numbers in order from smallest to largest?

2 Hide a number of objects around the garden or in the house.

Challenge the children to find them

Provide clues such as near the shed, close to the fence, underneath a tree.

Family challenge project for the week beginning 18.05.20

What would you like to find out about Energy and how things work?

You set the goals.

Why not enter the WGC Centenary Schools Photograph Competition? – see details below.

<p>Geography and History</p>	<p>Who invented the wheel? We take the wheel for granted but it has changed our world. What can you find out? Find out who invented the phone and the computer. Log in to Oxford Owl and read 'Spread the Word' https://www.oxfordowl.co.uk/api/interactives/12960.html</p> <p>How does the internet work? https://www.youtube.com/watch?v=x3c1ih2NJEg</p> <p>Clockwork toys: https://www.youtube.com/watch?v=2NIJ03hhwms How did toys move before battery power was invented?</p>
<p>Science</p>	<p>What is energy? Watch this video to find out: https://www.youtube.com/watch?v=fjuvatIoSzY Be an energy detective at home. Look around and see how energy is used. There are many different forms of energy like heat energy, light energy and electrical energy.</p> <p>Electricity. Find out about it here: https://www.bbc.co.uk/bitesize/topics/zj44jxs</p> <p>Look around the house to find lots of things that use electricity: https://www.stem.org.uk/resources/elibrary/resource/30647/things-use-electricity</p> <p>What would you miss if there was no electricity? If you could only have 2 things, what would they be? Interview your family and find out what they couldn't do without.</p> <p>How do we save energy? http://kids.esdb.bg On this website you will find 10 energy saving rules. Do you do any of them at home?</p>

	<p>Perhaps you could design a poster to encourage people to save more energy.</p> <p>Did you know that some forms of energy are actually invisible? https://www.youtube.com/watch?v=4HdxQhBRDUI Watch this video from the Kid's Academy and then have a go at some of the investigations using invisible energy.</p> <p>This is a great video from 'Hot wheels' using cars and ramps- dare you to try the splat test at home! https://www.youtube.com/watch?v=l9WTBYInyLk</p>
<p>Art and DT</p>	<p>The James Dyson Foundation introduces young people to the exciting world of engineering, encouraging them to think differently, make mistakes and realise their engineering potential. Visit https://www.jamesdysonfoundation.co.uk/resources/challenge-cards.html?gclid=EAIaIQobChMI4Sc6_-t6QIVh-7tCh36_AjSEAAyAAEgKyf_D_BwE</p> <p>Can you build a chair out of cardboard? Or make spaghetti bridges? What happens when you plug a clock into a potato? Get excited about engineering and get making some of these great challenges. The James Dyson engineers have designed these exciting challenges for children.</p> <p>Make a model that moves. Get some inspiration: https://www.natgeokids.com/uk/home-is-good/make-paper-daffodils/ https://www.natgeokids.com/uk/home-is-good/toilet-roll-craft-snake/ https://www.natgeokids.com/uk/home-is-good/make-a-water-clock/</p> <p>Be an engineer. https://www.engineering.gov.uk/activitieszone. Try the wind powered weight lifting task. Use Lego to make a model that moves. Try to use the moving parts in a different way.</p> <p>How do gears work? https://www.dkfindout.com/uk/science/simple-machines/gears/ Find some gears working in your home. What do they do?</p> <p>Make a string telephone. https://www.sciencekids.co.nz/projects/stringphone.html What type of 'cup' works best? Plastic? Paper? Tin? What type of string works best? Wool? Garden twine? String?</p>
<p>RE</p>	<p>Have you seen all of David's assemblies? If not, catch up here: https://www.youtube.com/channel/UCG5MNMmW5sT9QsRbGWUuPw</p>

Music	Listen to Short Ride in a fast Machine by John Adams. The fast repeating rhythms sound like an engine pushing on ...and on ...and on... https://www.bbc.co.uk/programmes/articles/3xwJ8Zpzz44vNJIZfqtxbbX/short-ride-in-a-fast-machine-by-john-adams
Other ideas	<p>Create your own electricity - static electricity. This can be great fun. Try these 6 fun static electricity investigations that you can do at home to witness the power of static electricity first-hand! https://iswitch.com.sg/fun-static-electricity-home-experiments/</p> <p>Virtual visit: https://thekidshouldseethis.com/post/national-museum-usaf-air-force-drone-tour</p> <p>Daft designs: https://thekidshouldseethis.com/post/giant-furry-electric-dog-car-kids-invent-stuff</p>

Flying plastic bag investigation

Remember how the Harry Potter cast levitated their feathers using the 'Wingardium Leviosa' charm? Now you can too with the power of static electricity!

What you will need:

- a plastic rod
- a piece of cloth
- a light plastic bag

Steps:

- Rub the surface of the rod with the cloth for 40 seconds
- Flatten the plastic bag and rub the cloth against its surface for 40 seconds
- Release the plastic bag and watch it levitate as you wave the rod below

How it works: (Hint: It's not magic!)

The rod and cloth gain become negatively charged after you rub them with a cloth. As like charges repel, the plastic bag appears to repel.

Roll a can with static electricity

With static electricity, you can even make a can roll around without actually touching it!

What you will need:

- an empty can
- a plastic rod
- a piece of cloth

Steps:

- Rub the surface of the rod with the cloth for 40 seconds
- Place the can on a flat and smooth surface

- Hold the cloth close to the can without touching it and watch as it follows the movement of the rod!






How it works:

Rubbing the rod with the cloth creates static electricity. The rod, which has gained electrons, becomes negatively charged. Hence the can, which is positively charged, is attracted to it as opposites attract.

WORDSEARCH - Can you find the **oy** and **oi** words in the grid?

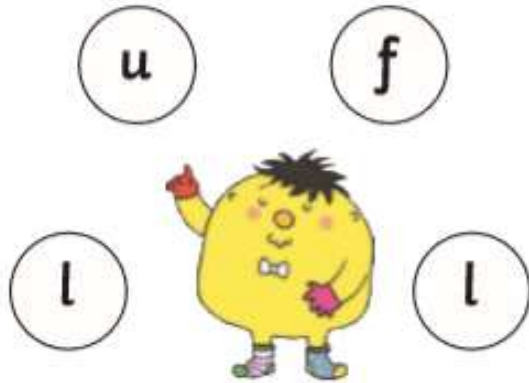
oy and **oi**

z	x	c	v	b	b	o	i	l	q
c	o	i	l	a	z	e	d	v	t
t	g	b	m	j	o	y	f	u	l
o	i	l	j	h	o	i	s	t	u
u	y	t	o	y	s	r	h	i	m
p	s	o	i	l	o	k	j	h	y
y	h	n	r	o	y	a	l	g	r
f	y	g	n	m	p	o	i	n	t
b	o	y	v	n	o	i	s	y	s
p	j	h	c	o	i	n	s	g	f

boy 	boil 	toys 
coins 	coil 	royal 
oil 	joyful 	point 
soil 	noisy 	hoist 

Which year 1 common exception word has Mr Whoops been juggling with?

a



Practise writing these spellings.

b

will _____

that _____

this _____

children _____

Tick the correct sentence.

c

put my three pins on the map.

Put my three pins on the map?

Put my three pins on the map.

Write these two sentences again, but as one sentence, joining them with 'and'.

d

I will come to the park. I will have fun.



Circle the words you think should have a capital letter.

e

jack

she

scott

start

bedroom

Tick **two** words that can have '-ing' added to the end to make new words.

f

cat

fun

sing

go

Purple Mash

Well done to all of you who have logged in to Purple Mash and had a go at the weekly themed 2Dos.

It has been lovely to see your work and to be able to give you a personal comment. Thank you to all of you who have sent a message to us with your finished 2Do. We look forward to reading them and replying to you. 😊



You can also upload photos of your home learning so that we can see all the lovely things you've been doing.

In your yellow work folder, under your name, you will see a 'Home Learning' folder. Go into this and click 'Upload'. This allows you select any file you have saved on your computer.



Please email us with photos of yourself and your work. We love to see what you've been up to!

Remember to put your name and class in the subject bar so that your email will find us easily.

Instructions for Sumdog!

You can access your own personal account by using the following details:

The **username** is your **first name and first letter of your surname**. For example: Joe Bloggs= joeb

The **password** for your account is **WSM**. This will be changed in due course and made more secure once children return to school.

The school code is **welwynst**.

Some children may have a more personalised username, due to having the same name as another child in school. This information will be sent to your parents individually.

Teachers will be setting work over the coming weeks via Sumdog. Further information on this will be sent via the upcoming home learning grids.

Download the app for free and start playing and having FUN, FUN, FUN!!

Welwyn Garden City Centenary

Schools Photography Competition 2020

A photo of your life in...
“LOCKDOWN”

Upload your photo to:
wgccsps.co.uk/school

DEADLINE: 17th July 2020

Open to all Welwyn Garden City Students KS1-KS5
Prize Giving Ceremony will be held on 20th November 2020

RED GROUP. Week 23. 2 syllable & Compound words. Two words that are joined together.		
		Spelling Challenge:
popcorn	cotton	Write a sentence to make your teacher laugh. Use the word 'because' to make your sentence longer.
hotdog	bedroom	
magnet	paintbrush	
Tricky word of the week: there		

GREEN GROUP. Week 23. 2 syllable & Compound words. Two words that are joined together.		
		Spelling Challenge:
popcorn	cotton	Write a sentence to make your teacher laugh. Use the word 'because' to make your sentence longer.
hotdog	bedroom	
weekend	rabbit	
windmill	sunset	
magnet		paintbrush
Tricky word of the week: there		

BLUE GROUP Week 23. 2 syllable & Compound words. Two words that are joined together.		
		Spelling Challenge:
popcorn	cotton	Write a sentence to make your teacher laugh. Use the word 'because' to make your sentence longer.
hotdog	bedroom	
weekend	rabbit	
windmill	sunset	
handbag	bonfire	
football	thunder	
magnet	paintbrush	
Tricky word of the week: there		

YELLOW GROUP Week 23. 2 syllable & Compound words. Two words that are joined together.

popcorn	cotton	Spelling Challenge: Write a sentence to make your teacher laugh. Use the word 'because' to make your sentence longer.
tablecloth	bedroom	
weekend	rabbit	
windmill	goodnight	
handbag	bonfire	
football	thunder	
magnet	paintbrush	
Tricky word of the week: there		