






## Year 1 Learning at home: week 8 beginning 11.05.20




# Hello everyone!

*It's been really good to talk to so many of you over the past week. You're all doing a brilliant job.*


<b>TOGETHER</b>		
<p><b>WE</b></p> <p>I can get my things ready to start my learning and I can pack away when I have finished.</p> 	<p><b>LEARN</b></p> <p>I can listen to what we are going to learn and think about what I know already.</p> 	<p>I can concentrate and keep going on a task.</p> 
<b>Step 1: get organised.</b>	<b>Step 2: connect to prior learning</b>	<b>Step 3: focus and persevere.</b>

## Start each day with a workout. It activates your brain!

PE with Joe Wicks <https://www.youtube.com/watch?v=qGKGNzNbWjU> or dance moves with <https://www.thisgirlcan.co.uk/activities/disney-workouts/> or Les Mills <https://watch.lesmillsdemand.com/born-to-move/season:1/videos/born-to-move-marvel-let-s-go> or BBC Supermovers <https://www.bbc.co.uk/teach/supermovers> or yoga through storytelling <https://www.youtube.com/user/CosmicKidsYoga>

Phonics Spelling Handwriting	Ten-minute tasks	Learn the different spellings for the sound /oa/ - ow, oe, ough, o_e and o. Log in to Phonics Play to try their interactive activities. <a href="https://new.phonicsplay.co.uk/resources/phase/5/alt-spellings-oa">https://new.phonicsplay.co.uk/resources/phase/5/alt-spellings-oa</a> (see practice sheet at the bottom)		
	Can you try one of these?	In your book write out your spellings carefully.		
	Spend ten minutes on it.	Look for this in your 2Dos. It's for you to practise your spellings. Everyone has the correct word list for their spelling group!		
		This week's letters are 'ee'. Write them in your green book.		
		Now try to <b>join them together</b> . Watch this clip to find out how. <a href="https://www.youtube.com/watch?v=GMwNqwtDAwc">https://www.youtube.com/watch?v=GMwNqwtDAwc</a> Try these words: <b>bee</b> , <b>meet</b> , <b>need</b> , <b>keen</b> <i>Check out this Handwriting competition. Could you be a royal winner? (closing date 22.5.20)</i> <a href="https://www.eastofengland.org.uk/education/the-queens-mother-hand-writing-awards/">https://www.eastofengland.org.uk/education/the-queens-mother-hand-writing-awards/</a>		

**Keeping skills sharp: 'The 3 most important things you can do each day are READ, READ and READ!'**

<p><b>Reading</b></p> <p>Online reading books can be found on: <a href="https://www.oxfordowl.co.uk/">https://www.oxfordowl.co.uk/</a></p> <p>Books on <b>Purple Mash</b>. Use your login.</p>	<p><b>Read</b> aloud to an adult every day. Focus on:</p> <ul style="list-style-type: none"><li>• Expression</li><li>• Following the punctuation accurately</li><li>• Accuracy</li></ul> <p><b>Listen</b> to a good book:</p> <p><a href="https://www.storylineonline.net/">https://www.storylineonline.net/</a> <a href="https://www.stornory.com/">https://www.stornory.com/</a></p>	<p><b>Talk</b> with an adult about your book.</p> <p><b>Focus:</b></p> <ul style="list-style-type: none"><li>• Before opening, talk about what your book might be about after reading the title.</li><li>• Talk about the meaning of some words or phrases.</li><li>• Talk about your favourite character.</li></ul> 
----------------------------------------------------------------------------------------------------------------------------------------------------------------------------------------------------	--------------------------------------------------------------------------------------------------------------------------------------------------------------------------------------------------------------------------------------------------------------------------------------------------------------------------------------------------------------------------------------------	----------------------------------------------------------------------------------------------------------------------------------------------------------------------------------------------------------------------------------------------------------------------------------------------------------------------------------------------------------------------------------------------------------

<p><b>Writing</b></p> <p>This half term we will be using some of the new home learning resources on the BBC bitesize website.</p> <p><b>Key words:</b></p> <ul style="list-style-type: none"><li>• Capital letter</li><li>• Full stop</li><li>• Join two ideas</li></ul>	<p><b>Tip: Have your green books and a pencil at the ready! Click on the BBC Bitesize links in blue and listen to the lessons.</b></p> <p><b>Monday Learning - I can use my phonics to spell new words.</b></p> <p>Click on the Small Town Superheroes clip and go to the 'Sally and Percy' section. Go to the Simple Sounds and choose digraphs and trigraphs. Check you can read them all correctly. Listen carefully.</p> <p>Try Activity 1: Using three of the sounds you have just heard, hunt for things in your house that have the same sound in them. Can you write them down?</p> <p><i>If you want to do more: Choose from Activity 2 or Activity 3 which will give more opportunities for writing short sentences.</i></p> <p><a href="https://www.bbc.co.uk/bitesize/articles/zvqj7nb">https://www.bbc.co.uk/bitesize/articles/zvqj7nb</a></p> <p><b>Tuesday Learning - I can use capital letters and full stops.</b></p> <p>Watch clip 1 "I bought a shoe" and remind yourself of how to make short sentences.</p> <p>Try Activity 1: Can you write 3 short sentences, using a capital and a full stop in each?</p> <p>Watch clip 2 about the Antarctica. You are already experts!</p> <p>Now try <b>either</b> Activity 2 <b>or</b> Activity 3: Can you write 4 sentences about Antarctica? Or can you write a postcard about what it is like in Antarctica? Use capital letters and full stops in each sentence e.g. I love staying in Antarctica. The penguins are very funny.</p> <p><a href="https://www.bbc.co.uk/bitesize/articles/zhr7mfr">https://www.bbc.co.uk/bitesize/articles/zhr7mfr</a></p> <p><b>Wednesday Learning - I can make a correct sentence.</b></p>
--------------------------------------------------------------------------------------------------------------------------------------------------------------------------------------------------------------------------------------------------------------------------	--------------------------------------------------------------------------------------------------------------------------------------------------------------------------------------------------------------------------------------------------------------------------------------------------------------------------------------------------------------------------------------------------------------------------------------------------------------------------------------------------------------------------------------------------------------------------------------------------------------------------------------------------------------------------------------------------------------------------------------------------------------------------------------------------------------------------------------------------------------------------------------------------------------------------------------------------------------------------------------------------------------------------------------------------------------------------------------------------------------------------------------------------------------------------------------------------------------------------------------------------------------------------------------------------------------------------------------------------------------------------------------------------------------------------------------------------------------------------------------------------------------------------------------------------------------------------------------------------------------------------------------------------------------------------------------------

Have a go at these Purple Mash 2Dos:



Try to put these sentences into the correct order: 1. are going the to shops. We  
2. very The is pool swimming cold.

**Thursday Learning** - I can read a new story and answer questions about it.

Please go onto Oxford Owl website and read one of these books and complete the online activities.

Everyone Got Wet (blue level)

[https://www.oxfordowl.co.uk/api/digital\\_books/1357.html](https://www.oxfordowl.co.uk/api/digital_books/1357.html)



or Ice Crystal Robbery (orange level)

<https://www.oxfordowl.co.uk/api/interactives/26348.html>



or The Rainbow Machine (purple level)

[https://www.oxfordowl.co.uk/api/digital\\_books/1424.html](https://www.oxfordowl.co.uk/api/digital_books/1424.html)



**Friday**

Pick one of the *phonics, spelling, handwriting* tasks that you haven't done yet.

**Maths**

This half term we will be using the new home learning resources on the BBC bitesize website.

**Fluency every day**

- This week revise your number bonds to 10 and 20.
- Try the websites opposite to practise addition and subtraction facts.
- Do the *new* fluency games to see how quickly you can recall your number bond facts.(see below)

<https://www.topmarks.co.uk/maths-games/5-7-years/addition-and-subtraction>

<https://www.topmarks.co.uk/maths-games/hit-the-button>

We have launched a new learning platform for all

**Monday- Number bonds**

**Number bonds** are a pair of numbers that add up to make another specific number. They are sometimes called **number pairs**. They can show you how numbers join together and how they break down into different parts.

<p>year groups called 'Sumdog'.  <u>Look out for your user name and password which was sent out last week.</u>  Once your child has completed the diagnostic test, we will then set the appropriate level of work on Sumdog. The diagnostic test does take a while to complete so please stick with it. It is worth spending time checking that your child does not rush the questions so that they are assessed at the appropriate age group.  We hope that you enjoy using these new resources and have fun learning together.</p>	<p>For example, the number bonds to 10 are pairs of numbers that can be added together to make 10.  <b>Go to-</b> <a href="https://www.bbc.co.uk/bitesize/articles/zh8m6v4">https://www.bbc.co.uk/bitesize/articles/zh8m6v4</a>.</p> <p><b>Tuesday - Fact families: Linking addition and subtraction</b>  Find out about number facts and the connection between addition and subtraction.  <b>Go To-</b> <a href="https://www.bbc.co.uk/bitesize/articles/zkd98xs">https://www.bbc.co.uk/bitesize/articles/zkd98xs</a></p> <p><b>Wednesday - Add together and find a part.</b>  <b>Go to-</b> <a href="https://www.bbc.co.uk/bitesize/articles/zvk7mfr">https://www.bbc.co.uk/bitesize/articles/zvk7mfr</a></p> <p><b>Thursday - Add more and count on within 20.</b>  <b>Go to -</b> <a href="https://www.bbc.co.uk/bitesize/articles/zbpbrj6">https://www.bbc.co.uk/bitesize/articles/zbpbrj6</a></p> <p><b>Friday - Have a go at some of the fluency games from the last couple of weeks to keep your skills fresh.</b>  You could play <b>Bingo, four in a row or 21's again.</b></p>
--------------------------------------------------------------------------------------------------------------------------------------------------------------------------------------------------------------------------------------------------------------------------------------------------------------------------------------------------------------------------------------------------------------------------------------------------------------------------------------------------------------------------------------------------	--------------------------------------------------------------------------------------------------------------------------------------------------------------------------------------------------------------------------------------------------------------------------------------------------------------------------------------------------------------------------------------------------------------------------------------------------------------------------------------------------------------------------------------------------------------------------------------------------------------------------------------------------------------------------------------------------------------------------------------------------------------------------------------------------------------------------------------------------------------------------------------------------------------------------------------------------------------------------------------------------------------------------------------------------------------------------------------------------------------------

---

## Maths Games

### Play Four in a Row

#### Play with a partner

- Fill the grid with numbers between 1-20
- Take turns to make a number using addition subtraction or a combination of both
- If your answer is correct cross off your number
- First to cross off four in a row wins the game


### Play Number Bond Snap.

#### Play with a partner

- Make 2 sets of cards with the numbers 0-10 written on them.
- Place all cards face down.
- Take turns to lift 2 cards.
- If the two cards make a bond to 10 for example  $8 + 2$  keep the cards.
- If the cards do not make a bond to 10 carefully replace them face down.
- The winner is the person with the most pairs of correct cards.
- **To make it harder** play with bonds up to 20 so number 2 sets of cards 0-20

# Family challenge project for the week beginning 11.05.20

**What would you like to find out about 'OCEANS and SEAS'? You set the goals.**

**Why not enter the WGC Centenary Schools Photograph Competition? - see details below.**

## Geography and History

### Oceans of the world

Where are the oceans? How many oceans are there?

Visit this website to find out about seas and oceans of the world <https://www.dkfindout.com/uk/earth/oceans-and-seas/>

Oceans are the largest areas of water in the world. There are five oceans separated by continents. Find out what they are called. Seas are smaller areas of water usually close to land.

Find out about the **Dead Sea**- Why is it called the Dead sea? Where is it? Can anything live there?

<https://twistedifter.com/2012/06/10-things-you-didnt-know-about-the-dead-sea/>

Make your own map of the world by using sheets, blankets, clothes. On the floor, mould them into the shapes of the 7 continents as best you can. Label the continents and the five oceans? Here is an link to a world map to help.

<https://www.twinkl.co.uk/resource/au-g-30-continent-and-oceans-mapp>

### Plastic and our oceans

Use the links below to find out about plastic in our oceans

<https://www.bbc.co.uk/newsround/47979998>

<https://www.bbc.co.uk/cbbc/joinin/the-deep-plastic-ocean-part-one> - this is an animated series with games from the BBC.

Older children could also watch Blue Planet 11

Younger children can watch an Octonauts which shows the dangers of plastic in the oceans.

<https://www.bbc.co.uk/iplayer/episode/b03b6r3z/octonauts-series-3-6-pelicans>

As a family make a poster thinking about how we can reduce using the amount of plastic and how it is destroying our oceans.

Make a mini film using Lego/teddies to persuade people to use less plastic.

Put on a fashion show of clothes made out of rubbish.

## Science

### Ocean creatures

Lots of creatures live in the sea and oceans. Some parts of the ocean are very deep - like the Marianna trench. The Marianna trench is located in the western Pacific Ocean about 200 kilometres east of the Mariana Islands; it is the deepest oceanic trench on Earth.

Find out which deep sea creatures live there. How deep can they go? Watch this BBC news clip about a journey to the depths.

<https://www.youtube.com/watch?v=LKXvdyNz6L8>

Watch some the Blue Planet video clips - see link below. Focus on the animal ones.

<https://www.bbc.co.uk/programmes/b008044n/clips>

or research some ocean creatures - <https://www.natgeokids.com/uk/discover/animals/sea-life/strange-sea-creatures/>

Draw/paint/make a collage of your favourite creature/s - label it. Where in the ocean can it be found? What does it eat? Is it a predator or prey?

Create a PowerPoint or similar showing what you have found out about ocean creatures.

Design and make your own ocean creature - think about how it might swim, where does it live in the ocean, what will it eat?

**2. Shark buoyancy - experiment set out below.**

**Art and DT**

**Katsushika Hokusai** was a famous Japanese artist, painter and print maker. Hokusai is best known as author of the **woodblock print series *Thirty-six Views of Mount Fuji*** (富嶽三十六景, *Fugaku Sanjūroku-kei*, c. 1831) which includes the internationally iconic print, *The Great Wave off Kanagawa*.

Have a go at making your own painting of a *great wave*.

**Make an ocean in a bottle - this is also a science activity!**

Follow the instructions here <https://www.natgeokids.com/uk/home-is-good/make-ocean-bottle/> or watch the YouTube video to see how to do this [https://www.youtube.com/watch?v=AAfr031u\\_Zw](https://www.youtube.com/watch?v=AAfr031u_Zw)

You may need to be experimental with the resources!

Once you have made your ocean in a bottle think about why it looks like an ocean - **the oil 'floats' on the water, because it is less dense. The two fluids won't mix together, even if you shake the bottle!**

**Vincent Van Gogh**

Vincent Van Gogh painted many ocean/sea scenes - see below for examples.

Create your own ocean picture in the style of Vincent Van Gogh.

You may want to watch this video link to get you started.


[https://www.youtube.com/watch?v=fpzKZcs\\_F0c](https://www.youtube.com/watch?v=fpzKZcs_F0c)

**Crafts**

Make your own sea creatures and put on a puppet show or create an ocean scene.

There are so many creative ideas on line.



<b>RE</b>	<p>In his assembly last week, David told the story of Jesus appearing to his friends beside the lake. Watch the story again here <a href="https://www.youtube.com/watch?v=vqPjK8xZFE8">https://www.youtube.com/watch?v=vqPjK8xZFE8</a>. Try the crossword at the end of this document.</p> <p><b><u>Jonah and the Whale</u></b>  <a href="https://www.bbc.co.uk/programmes/p06ypq04">https://www.bbc.co.uk/programmes/p06ypq04</a> On YouTube there are lots of Jonah and the Whale videos you could watch instead.</p> <p>A game for larger families - one person is picked to be the whale and he/she stands in the middle of the floor. Two 'dens' are picked (opposite each other) and the rest of the people are split between them. The people in the dens are the 'Jonahs'. The 'Jonahs' run between the two 'dens' trying not to get caught, but if they are caught they become whales. The game continues until all the Jonahs have been swallowed.</p> <p>Make your own Jonah and the whale. What do Christians learn from the story?</p> <p>They learn about Jonah and how he tried to hide from God. They learn that they can't hide anything from God. When they do something wrong, instead of trying to forget about it, or hiding from it, God wants them to tell him about it, and to ask him for forgiveness.</p> <div style="text-align: right;">  <p>God. tell</p> </div>
<b>Music</b>	<p>Felix Mendelssohn was a composer from Germany who visited the British Isles in 1852. He took a paddle steamer to a place on a Scottish island called Fingal's Cave. The sea inspired him to write a piece of music. He called it Fingal's Cave. Listen to it here (and find out a bit more about the cave too) <a href="https://www.youtube.com/watch?v=bdNFzXH4Qug">https://www.youtube.com/watch?v=bdNFzXH4Qug</a> Does the music help you to imagine the swirling sea and the crashing waves?</p> <p>If you're feeling brave try listening to this piece about being caught in a storm at sea! It's by the British composer Benjamin Britten. <a href="https://www.bbc.co.uk/cbeebies/stories/melody-storm">https://www.bbc.co.uk/cbeebies/stories/melody-storm</a></p>
<b>Other ideas</b>	<p>Have you ever heard of the <b>Bermuda Triangle</b>? The Bermuda Triangle is a mythical section of the Atlantic Ocean roughly bounded by Miami, Bermuda and Puerto Rico where dozens of ships and airplanes have disappeared. When <a href="#">Christopher Columbus</a> sailed through the area on his first voyage to the New World, he reported that a great flame of fire (probably a meteor) crashed into the sea one night and that a strange light appeared in the distance a few weeks later. He also wrote about erratic compass readings, perhaps because at that time a sliver of the Bermuda Triangle was one of the few places on Earth where true north and magnetic north lined up.</p> <ul style="list-style-type: none"> <li>Find out more at <a href="https://www.history.com/topics/folklore/bermuda-triangle">https://www.history.com/topics/folklore/bermuda-triangle</a></li> </ul>

## SHARK BUOYANCY SCIENCE ACTIVITY

### Materials

- Toilet paper roll
- Marker
- 3 pennies
- Balloon

- 
- Vegetable oil
  - Bowl
  - Water
  - Tape
1. Draw a shark on the toilet paper roll (or cut out a shark on paper and tape it on).
  2. Tape 3 pennies, equally spaced, on the bottom of the toilet paper roll.
  3. Fill the bowl with water.
  4. **Ask:** what's going to happen to the shark? Drop the shark in the water and watch him sink. Discuss.
  5. Fill a balloon with vegetable oil, tie closed.
  6. Place the balloon inside the toilet paper roll, evenly.
  7. **Observe:** it's much heavier now! **Ask:** what's going to happen to the shark? Place the shark in the bowl of water and watch him float. Discuss!

***The oil in the shark makes him buoyant.***

**Application and explanation:**

ASK: What is holding us to the earth? (gravity). What is gravity?

There is gravity on land AND in the ocean. All the animals in the ocean are being pulled down, just like you are. Gravity holds us to the floor, and all our houses, cars, and toys, too. It also holds the ocean and the animals in the ocean down. But they aren't on the bottom of the ocean floor like you're standing on the floor!

What are they doing? They're floating.

How is this possible? Buoyancy!

ASK: What in the world is buoyancy?

Gravity pulls us down and buoyancy pushes us up! So the fish have made it so they can balance, or float. Many of them have a bladder, kind of like a ball, inside their bodies that is filled with gas. Think of a balloon when it's filled with air. The balloon is that bladder and the air in the balloon is the gas inside it.

Sharks don't have a bladder filled with gas. So what is helping them float? Their bodies do not have ANY bones, instead, they have cartilage. This cartilage is less dense. Remember, when we saw how less dense items floated easier in the water? Your ears and tip of your nose is made out of cartilage, too! Sharks also have a very large liver, and fins that help them steer and stay afloat.

Their bodies are still pretty heavy, of course, heavier and denser than water. Their fins help them to move forward all the time. They never stop moving!

---

Their liver is much larger than ours. It's filled with oil, like what we just used in our experiment. It is similar to the bladder in the fish we just talked about. It gives the sharks neutral buoyancy. That means that it's not getting pushed up and it's not sinking down, but staying at the same level.

All of these things combine to help sharks stay afloat and not sink to the bottom of the ocean floor! Pretty cool, huh!?



Welwyn Garden City Centenary

## Schools Photography Competition 2020

A photo of your life in...

“**LOCK DOWN**”



WGC  
100

Upload your photo to:

[wgccsps.co.uk/school](http://wgccsps.co.uk/school)



WGC  
100

**DEADLINE: 17<sup>th</sup> July 2020**

Open to all Welwyn Garden City Students KS1–KS5

Prize Giving Ceremony will be held on 26<sup>th</sup> November 2020



---

---

## Purple Mash

Well done to all of you who have logged in to Purple Mash and had a go at the weekly themed 2Dos.

It has been lovely to see your work and to be able to give you a personal comment. Thank you to all of you who have sent a message to us with your finished 2Do. We look forward to reading them and replying to you. 😊



If you haven't visited Purple Mash yet, look in the front of your green book for your log in card.



Please email us with photos of yourself and your work. We love to see what you've been up to!

Remember to put your name and class in the subject bar so that your email will find us easily.

## Welcome to Sumdog Year 1!

You can access your own personal account by using the following details:

The **username** is your **first name and first letter of your surname**. For example: Joe Bloggs= jorb

The **password** for your account is **WSM**. This will be changed in due course and made more secure once children return to school.

The school code is **welwynst**.

Some children may have a more personalised username, due to having the same name as another child in school. This information will be sent to your parents individually.

Teachers will be setting work over the coming weeks via Sumdog. Further information on this will be sent via the upcoming home learning grids.

**Download the APP for free and start playing and having FUN, FUN, FUN!!**

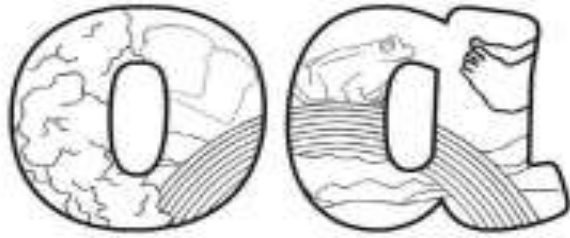
RED GROUP. Week 22. 'nk' and 'ck'.		
		<b>Spelling Challenge:</b>
ink	tick	Write a rhyming sentence including a 'nk' or 'ck' word.
bank	rock	
tank	neck	
Tricky word of the week: <b>were</b>		

GREEN GROUP. Week 22. 'nk' and 'ck'.		
		<b>Spelling Challenge:</b>
ink	tick	Write a rhyming sentence including 'nk' or 'ck' word.
bank	rock	
pink	duck	
sunk	back	
tank	neck	
Tricky word of the week: <b>were</b>		

BLUE GROUP Week 22. 'nk' and 'ck'.		
		<b>Spelling Challenge:</b>
ink	tick	Write 2 rhyming sentences including 'nk' or 'ck' words.
bank	rock	
pink	track	
sunk	block	
blink	shock	
wink	stuck	
tank	neck	
Tricky word of the week: <b>were</b>		

YELLOW GROUP Week 22. 'nk' and 'ck'.		
		<b>Spelling Challenge:</b>
thank	tick	
bank	check	

pink	track	Write 2 rhyming sentences including 'nk' or 'ck' words.
trunk	block	
blink	shock	
wink	stuck	
tank	neck	
Tricky word of the week: <b>were</b>		



toes	float	throne	rainbow	foe	croak
throw	alone	doe	toast	smoke	glow

For each word: sound it out and blend the sounds together to say the whole word. Then, write the word under the correct spelling of the 'oa' sound.

**oa**

---

---

---

---

**ow**

---

---

---

---

**oe**

---

---

---

---

**o-e**

---

---

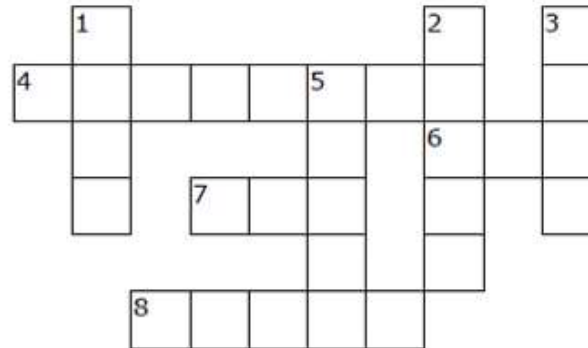
---

---

# Breakfast on the Beach

Jesus said to them, "Come and have breakfast." None of the disciples dared ask him, "Who are you?" They knew it was the Lord. John 21:12 (NIV)

Based on John 21:1-14



## ACROSS

4. A follower of Jesus
6. A large body of salt water smaller than an ocean
7. An openwork fabric of cords used to catch fish
8. The land along the edge of an ocean, sea, lake

## DOWN

1. An animal which lives in water and is covered with scales
2. The Son of God
3. A small vehicle for traveling on water
5. One of Jesus' disciples, a fisherman

JESUS	SEA	NET	BOAT
SHORE	FISH	PETER	DISCIPLE