






Year 1 Learning at home: week 6 beginning 27.04.20

Good morning everyone!

| | | TOGETHER | |
|--|--|---|--|
| WE | | LEARN | |
| I can get my things ready to start my learning and I can pack away when I have finished. | | I can listen to what we are going to learn and think about what I know already. | |
|  | |  | |
| Step 1: get organised. | | Step 2: connect to prior learning | |
| | | I can concentrate and keep going on a task. | |
| | |  | |
| | | Step 3: focus and persevere. | |

Start each day with a workout. It activates your brain!

PE with Joe Wicks <https://www.youtube.com/watch?v=qGKGNzNbWjU> or dance move <https://www.thisgirlcan.co.uk/activities/disney-workouts/>

or BBC Supermovers <https://www.bbc.co.uk/teach/supermovers> or yoga through storytelling <https://www.youtube.com/user/CosmicKidsYoga>

Phonics

Spelling

Handwriting

Ten-minute tasks

Can you try one of these everyday?

Spend ten minutes on it.

Learn the different spellings for the sound /ee/.
ea, ey, e_e, y. See sheet below - just do what you can manage!

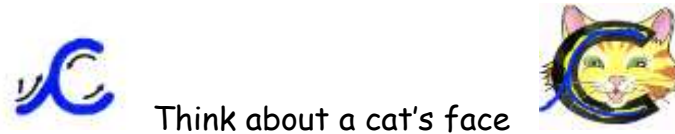
In Phonics Play investigate alternative spellings for /ee/
<https://new.phonicsplay.co.uk/resources/phase/5/alt-spellings-ee>



Spelling 1 Carefully copy out your spelling words into your green book. Write each one three times.

Spelling 2 Write 2 rhyming sentences to include 'ff' and 'll' words.

This week's letters are 'c' and 'a'. Write them in your green book.



Think about a cat's face



Remember to take your pencil right over to the cat's ear

Try these words: at, cat, sat, rat, man, ran, can.

*Check out this Handwriting competition. Could you be a royal winner?
(closing date 22.5.20)*

<https://www.eastofengland.org.uk/education/the-queens-mother-hand-writing-awards/>

Reading

Books on **Purple Mash**. Use your login.

Online reading books can be found on: <https://www.oxfordowl.co.uk/>

Read aloud to an adult every day. Focus on:

- Expression
- Following the punctuation accurately
- Accuracy

Listen to a good book:

<https://www.storylineonline.net/>

<https://www.stornory.com/>

Talk with an adult about your book.

Focus:

- Before opening, talk about what your book might be about after reading the title.
- Talk about the meaning of some words or phrases.
- Talk about your favourite character.



Writing

This half term will be using some of the new home learning resources on the BBC bitesize website.



Key

words:

- question mark ?
- question

Tip: Have your green books and a pencil at the ready! Click on the BBC Bitesize links in blue and listen to the lessons.

Monday <https://www.bbc.co.uk/bitesize/articles/zr9jgp3> **Learning - I can talk about my favourite story and explain why I like it.**

Activity: How many types of story do you know? Traditional tales, mystery stories, scary stories, animal stories...

- What is your favourite book? Ask other members of your family.
- Have a think why this is your favourite? The story? The pictures? The characters? Can you tell someone in your family why?

Activity: Have you heard about 'The Magic Faraway Tree'? What could it be about? (wait to listen to the clip till after!)

Finish the sentence starters in your books about what you think might happen

I think....

I hope....

I wonder....

Tuesday <https://www.bbc.co.uk/bitesize/articles/z7hc47h> **Learning - I know when to use question marks. I can write a postcard.**

Activity: Listen to the short clip and in green books, practise your question marks on one line: ? ? ? ? ? ? ?

Activity: There are four children in 'The Magic Faraway Tree' - Joe, Beth, Franny and Rick. They love going to the Magic Faraway Tree. In your green books, can you write a question for 2 or 3 of the children. Example : **How do you get to the tree? Who lives there?**

Optional Extra: Listen to the clip about 'The Magic Faraway Tree' and then try and write a short postcard to someone you know about what it is like at the top of the tree. You can include some questions. Imagine and draw how you think it might look. Here is mine:

Dear Rufus,

I went to an amazing place at the top of a huge tree. I saw chocolate muffins growing on trees and a man with a moon face! **Would** you like to come with me? **When** shall we go?

Key words:

- Noun – naming word – apple, table, cake etc.
- Adjective – describing word



Love Mum.

Wednesday <https://www.bbc.co.uk/bitesize/articles/zd372sg> **Learning - I can spot describing words and use them in my writing.**

Activity: Listen to the video and write down all the describing words or adjectives. We heard 6 different ones.

Or, try spotting adjectives in these sentences: The red apple sits on the big table. It is next to the yummy cake. My grumbling tummy wants to eat up this tasty food. I am a hungry monster.

Activity: Think about the three lands at the top of the tree. 1. The Land of Toys. 2. The Land of Topsy Turvy. 3. The Land of Goodies.

Write a sentence for each land describing what they are like. Here is mine: *The Land of Goodies has incredible cakes and yummy sweets hanging from tall trees.*

Optional Extra: Can you create your very own land - mine is The Land of Animals - you can describe it in 3 sentences. What does it LOOK like? How do you GET there? What do you do there? Can you draw it?

Thursday Have a go at this Purple Mash 2Do 'Creepy Wood'. Imagine that you are walking through the woods to the Magic Faraway Tree - what do you see?

Friday **Learning - I can read a new story and answer questions about it.**

Please go onto Oxford Owl website and read either No Tricks Gran (blue level) https://www.oxfordowl.co.uk/api/digital_books/1355.html or Flood (turquoise level) https://www.oxfordowl.co.uk/api/digital_books/1263.html and complete the online activities.



Maths

This half term we will be using the new home learning resources on the BBC bitesize website.

We will also be launching a new learning platform for all year groups called 'Sumdog'.

Fluency every day

- This week learn to count in 2's, 5's and 10's. Including counting coins and measures. Visit these websites to help practise your skills:
- Do the **new** fluency games (see below)

<https://www.topmarks.co.uk/maths-games/hit-the-button>
<https://www.topmarks.co.uk/maths-games/mental-maths-train>
<https://www.timestables.co.uk/games/>

Monday- counting on and back in 1's

Go to <https://www.bbc.co.uk/bitesize/articles/znfk8xs>

In this lesson, children will learn to count to and back from numbers up to 50, starting on different numbers. There are two videos to watch then two follow up interactive activities to do.

Tuesday - Counting on and back in steps of 2

Go to <https://www.bbc.co.uk/bitesize/articles/zkqv382>

Learn to count forwards and backwards in steps of 2.

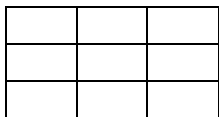
Before you watch, try to find 20 small objects to help with counting. These could be toys, cars, building blocks, raisins...

| | |
|---|---|
| <p><u>See below for information on how to log on.</u> A parent mail has also been sent out with the details as of 14/4/20. The children will first complete a diagnostic test to find which level they are working at. After that we will then set appropriate work on sumdog to support the maths activities each week. We hope that you enjoy using these new resources and have fun learning together.</p> | <p>Socks are also good because they come in pairs!</p> <p>Wednesday - count on and back in fives Go to - https://www.bbc.co.uk/bitesize/articles/zhfjqp3 Learn how to count in 5s, from 0 up to 50, and the pattern you can see when counting in 5s. Before you start your activities, have some objects ready to count and group into 5's. You could use marbles, plastic blocks or dried pasta.</p> |
| | <p>Thursday - Representing numbers Go to - https://www.bbc.co.uk/bitesize/articles/zb9pnrd Learn to represent larger numbers up to 50 by splitting them into tens and ones. Counting large numbers of objects is much easier when you group them together in tens. Before you watch the video, try to find 35 small objects to help with counting. These could be toys, cars, building blocks, raisins or pieces of pasta!</p> |
| | <p>Friday - Challenge of the week Go to - https://www.bbc.co.uk/bitesize/articles/z6rpnrd BBC bite size have partnered with <u>White Rose Maths</u> to create a series of challenges to test your problem-solving skills. See how many you and your family can do together!</p> |

Games for the x2, x5, x10 tables

Play times table number bingo

Draw a simple bingo board each.



- Write some multiples from the x2 table in the grid.
- Pick a number between 1-12
- Multiply it by 2

- If the answer is on your grid cross it off
- Play again this time with multiples from the 5- or 10-times table.

Play times table - find your partner/ snap

- Make 2 sets of playing cards - one with the x2 multiples written on, the other set with the questions. For eg two groups of 4?, two times 5?, multiply 10 by 2? What is 2 multiplied by 11?
- Shuffle the cards
- Place face down spread out on a table
- Take turns to lift 2 cards
- If the question matches the answer keep the cards.

Family challenge project for the week beginning 27.04.20

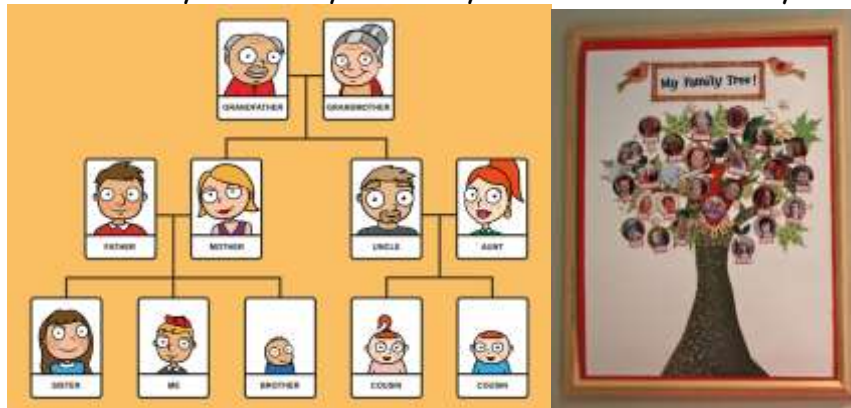
'FAMILY'

What interests you about this project? You set the goals!

You could.....

**History and
Geography**

Make a family tree for your family or for a famous family.



Have a look at the Covid-19 time capsule sheets (an interesting way to capture this unusual time in history). You could make your own sheets instead of printing, or find the PDF document in Year 1 Home Learning folder to print out, if you wish (11 sheets).

We started learning about Queen Victoria and the Victorians. Can you find out about Queen Victoria and her family? How many children did she have? <https://www.english-heritage.org.uk/visit/places/osborne/queen-victoria/>



Do you have a member of your family who lives in another town or country from you? Look up where they live on Google Maps or Google Earth. Is it different from where you live? What is the weather like?

Can you send Flat Stanley on a journey to your relative or friend? Colour him in and send him off in the post (don't forget the stamp). <http://www.flatstanleybooks.com/kids/kids-send/>

Find out how families live around the world. What is different and what is the same as your family life?

<https://www.bbc.co.uk/programmes/b08t17zs>

Our royal family. Tuesday 21st April was Queen Elizabeth's 94th birthday. Find out about her and her family.

<https://www.royal.uk/royal-family>

Art and DT




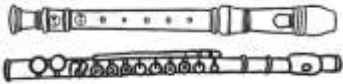
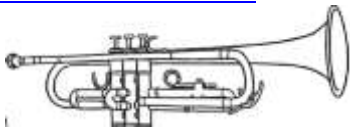
Before photographs were invented, portraits were the only way to see what someone looked like. Explore some of the amazing portraits in the National Portrait Gallery. <https://www.npg.org.uk/collections/explore/>

Can you draw some portraits to go with your family tree? Remember to use the portrait skills we learnt earlier this year.

<https://www.youtube.com/watch?v=WROSZ6803cE>

Could you make a model of your family in another way? Here are some other ideas.



| | |
|---------------------------|---|
| | <p>Look at some family photographs. Do you have any really old ones? Can you take a family photograph? What would you include in the photos to show their characters?</p> |
| <p>RE</p> | <p>When a baby is baptised, he or she becomes part of God's family. Learn more about baptism here https://www.bbc.co.uk/bitesize/clips/zm87tfr</p> <p>Have you been to a baptism? Who was being baptised?</p> <p>Have you been baptised yourself? Are there any photos to look at? If you were a baby, ask mum or dad what you were like on your christening day. Who came to celebrate with you?</p> <div style="display: flex; justify-content: space-around;">    </div> |
| <p>Music</p> | <p>Sheku Kanneh Mason comes from a very musical family. Find out about them all: https://www.classicfm.com/artists/sheku-kanneh-mason/kanneh-masons-family-father-mother-siblings/</p> <p>The Young Persons Guide to the Orchestra. This interesting piece of music was written by Benjamin Britten to introduce children to the families of instruments in an orchestra. How many groups can you find? Which family of instruments do you like best? Try the activity sheet at the end of this document. https://www.youtube.com/watch?v=3HhTMJ2bek0</p> <div style="display: flex; justify-content: space-around;">   </div> |
| <p>Other ideas</p> | <p>Family pencil and paper games: https://www.playworks.org/resource/fun-paper-and-pencil-games-to-play/</p> <p>What is your favourite family board game? Arrange a tournament.</p> <p>Design your very own family Coat of Arms.</p> <p>https://www.google.co.uk/url?sa=i&url=https%3A%2F%2Fwww.pinterest.com%2Fpin%2F443252788311762978%2F&psig=AOvVaw1KC8LC5mRndGU7Z1TE8Wqm&ust=1587558799839000&source=images&cd=vfe&ved=0CAIQjRxqFwoTCJDzsfD-egCFQAAAAAdAAAAABAJ</p> |

1. Think of a family motto
2. Pick 4 or 6 pictures or symbols to show important things about your family
3. Draw a large shield shape and split it into sections for your drawings. Add your motto underneath or over the top.

Purple Mash

Well done to all of you who have logged in to Purple Mash and had a go at the weekly themed 2Dos.

It has been lovely to see your work and to be able to give you a personal comment. Thank you to all of you who have sent a message to us with your finished 2Do. We look forward to reading them and replying to you. 😊



If you haven't visited Purple Mash yet, look in the front of your green book for your log in card.

Welcome to Sumdog Year 1!

You can access your own personal account by using the following details:

The **username** is your **first name and first letter of your surname**. For example: Joe Bloggs= joeb

The **password** for your account is **WSM**. This will be changed in due course and made more secure once children return to school.

The school code is **welwynst**.

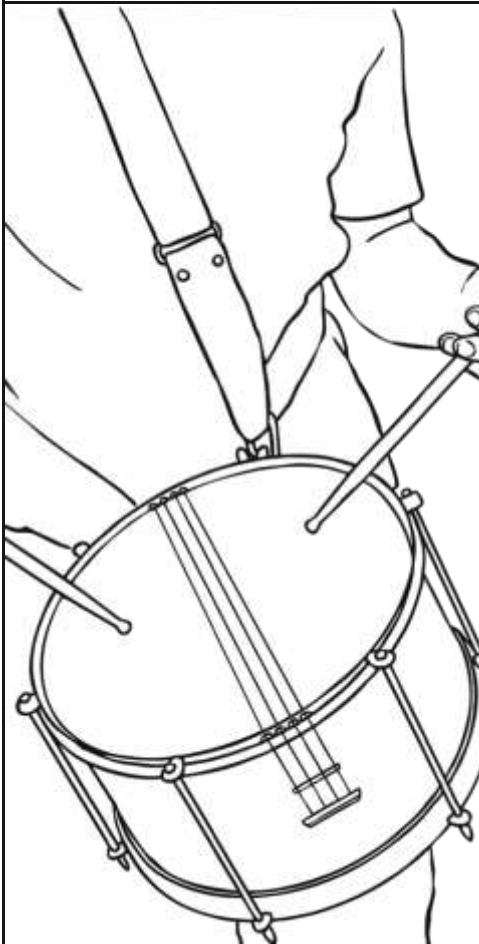

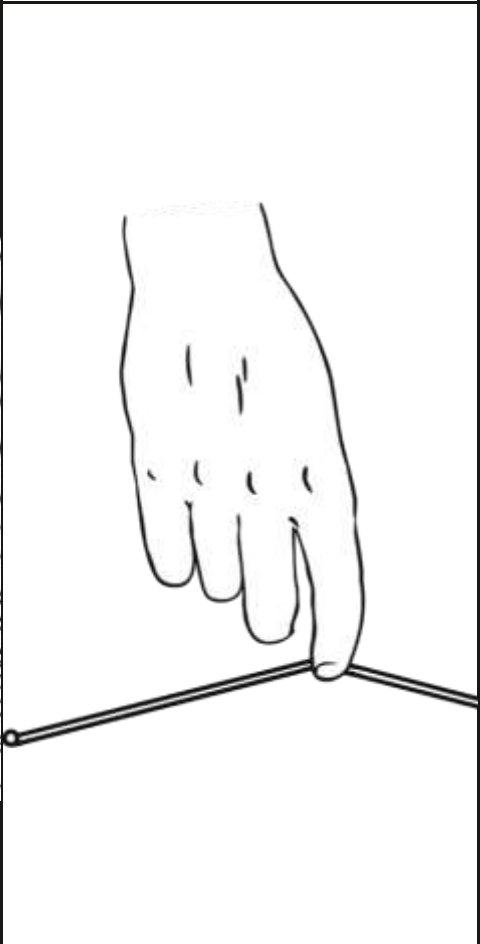

Some children may have a more personalised username, due to having the same name as another child in school. This information will be sent to your parents individually.


Teachers will be setting work over the coming weeks via Sumdog. Further information on this will be sent via the upcoming home learning grids.

Download the APP for free and start playing and having FUN, FUN, FUN!!

Sorting Instruments by How They Are Played

I can describe how a variety of instruments make sound

| Strike | Blow | Pluck | Shake |
|---|---|--|--|
|  |  |  |  |



| RED GROUP. Week 20. 'ff' and 'll'. | | |
|--------------------------------------|------|--|
| | | Spelling Challenge: |
| huff | ball | Write a rhyming sentence to include 'ff' and 'll' words. |
| puff | call | |
| sniff | fell | |
| Tricky word of the week: some | | |


























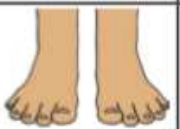














| GREEN GROUP. Week 20. 'ff' and 'll'. | | |
|--------------------------------------|------|--|
| off | ball | Spelling Challenge: |
| puff | call | Write a rhyming sentence to include 'ff' and 'll' words. |
| cuff | fall | |
| stuff | sell | |
| sniff | fell | |
| Tricky word of the week: some | | |

| BLUE GROUP Week 20. 'ff' and 'll'. | | |
|--------------------------------------|--------|---|
| off | ball | Spelling Challenge: |
| puff | call | Write 2 rhyming sentences to include 'ff' and 'll' words. |
| cuff | fall | |
| stuff | sell | |
| cliff | tell | |
| stiff | yelled | |
| sniff | fell | |
| Tricky word of the week: some | | |



































| YELLOW GROUP Week 20. 'ff' and 'll'. | | |
|--------------------------------------|-------|----------------------------|
| scoff | chill | Spelling Challenge: |
| fluff | call | Write 2 rhyming sentences |

| | | |
|--------------------------------------|----------|---------------------------------|
| cuff | fall | to include 'ff' and 'll' words. |
| stuff | smell | |
| cliff | bluebell | |
| stiffen | yelled | |
| sniff | fell | |
| Tricky word of the week: some | | |

Alternative Spellings for ee

| ee | ea | ey | e-e | y |
|---|---|--|---|---|
|  |  |  |  |  |
|  |  |  |  |  |
|  |  |  |  |  |
|  |  |  |  |  |
|  |  |  |  |  |
|  |  |  |  |  |
|  |  |  |  |  |
|  |  |  |  |  |

Alternative Spellings for ee Answers

| ee | | ea | | ey | | e-e | | y | |
|---|-------|---|-------|--|---------|---|------------|---|--------|
|  | leek |  | read |  | key |  | theme park |  | happy |
|  | tree |  | beads |  | donkey |  | delete |  | spooky |
|  | weed |  | seat |  | chimney |  | complete |  | baby |
|  | cheek |  | team |  | turkey |  | Chinese |  | berry |
|  | bee |  | leaf |  | valley |  | concrete |  | empty |
|  | feet |  | seal |  | journey |  | even |  | twenty |
|  | sleep |  | speak |  | trolley |  | swede |  | family |
|  | sheep |  | meat |  | monkey |  | evening |  | party |