






Learning at home Weeks Beginning 06.04.20 and 13.04.20

Good morning everyone! 😊 This week is Holy week and getting ready for Easter week so we have put together a fun pack of activities and ideas along with a few other things to have a go at. Remember ... have fun, do lots of exercise, laugh and be kind. How many of you already start the day with a workout? We think this is great! Have a go:

PE with Joe Wicks at 9am Mon-Fri <https://www.youtube.com/watch?v=qGKGNzNbWjU>

The grid below has specific learning ideas for you to use. Black font ideas are ongoing and red font ideas are new each week. Remember, children concentrate best during the first half of the day. Build in fun, exercise and times to relax and laugh.

Reading	Writing	Maths
<ul style="list-style-type: none"> Daily reading using a home book or other reading materials e.g. a recipe, magazines, National Geographic for kids' website, BBC Bitesize reading materials. Online reading books can be found on: https://www.oxfordowl.co.uk/ Continue to share your reading with an adult and record all reading in some way. Play Phase 3, 4 and 5 games in https://www.phonicsplay.co.uk/ You can find books to read along with here: https://www.booktrust.org.uk/books-and-reading/have-some-fun/storybooks-and-games/ 	<ul style="list-style-type: none"> Revise spellings - Look at your 2Dos in Purple Mash for some fun quizzes. Use Purple Mash - 2 Create a story - Look for our comments and add a bit more! Writing challenge 1 (6.4.20) - Practise your handwriting - write a message in an Easter card to your family or neighbour. Remember your lead ins! Writing challenge 2 (13.4.20) <p>Using the Spring Nature Spotter below, see what signs of spring you can see in your garden or on a walk or out of your window. Then write down the things you have seen either in your green book on the 'I can see' sheet, using sentences if you can! Add some spring drawings too.</p> <p>Remember your Year 1 goals - give yourself a smiley face 😊 for keeping your letters on the line, finger spaces, capital letters and full stops.</p> 	<ul style="list-style-type: none"> Using weight and measures- have a go at baking some Easter treats. Visit https://www.daisybake.com/Blog For some good ideas. Don't forget to add some photos of your creations to the new magazine! Practise numbers, 1-20 without reversals. Practise number bonds to 20 and do some counting every day - use KidsTV123 or Jack Hartmann for counting, fitness, songs. Explore Year 1 maths activities https://www.ictgames.com/ Use Purple Mash for fun maths games. Use Activity Village for card game ideas https://www.activityvillage.co.uk/card-games 

Family challenge project

Theme for two weeks beginning 06.04.20

Easter

- **Make an Easter Garden.** There are lots of ideas online. You could use paper and card or go outside and collect natural materials.



- **Make an Easter card**
- **Enter the WSM Decorated Eggs Competition.** See the April newsletter for more information.
- **Try some of the Easter activities below.**
- **Use this short film or your Bible to read the Easter story (or both 😊).** Then, complete the worksheet. You can use your green book if you want or if you don't have a printer.

<https://www.bbc.co.uk/teach/class-clips-video/religious-studies-ks1-the-christian-story-of-easter/zhgv47h>

Name _____

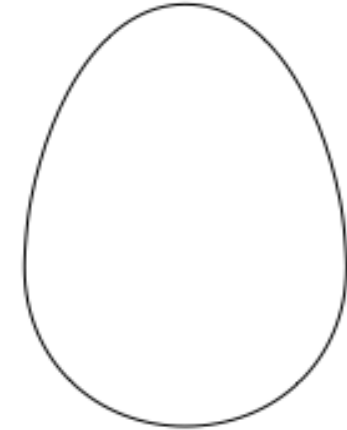
Date _____

I can give examples of how Christians remember the Easter story.

Draw a palm cross.

Draw some hot cross buns.

Decorate the egg.



The palm cross reminds Christians of when Jesus rode in to Jerusalem on a donkey. Draw Jesus on the donkey.

The hot cross buns remind Christians of the day Jesus died. Draw the cross on the hill.

The egg reminds Christians of when the stone was rolled away from the tomb. It's Easter Sunday! Draw Christians singing happy songs in church!



Ideas for Indoor Activities

Build a den using chairs, tables, umbrellas, sheets etc.

Act out a well-known story or film. Use props, film it and watch it back as a family.

Scavenger hunt around the house. Click link below for an example.



Indoor scavenger
hunt.docx

Make up a quiz based around an interest, for example, TV, films, books. Children could devise own quiz for family to play.

Make a family photo album using old photos from holidays, celebrations etc.

Make a music playlist and have a family disco (dress up optional).

Make paper airplanes and see who can fly them the furthest.

Play board games together. You could have a family tournament.

Bake together, try out new recipes. Daisy Bake has lots of online recipes to follow. <https://www.daisybake.com/Blog>

Expand an image. Glue a picture/photo onto the centre of a piece of paper and expand by drawing the background all around the picture.

Make a family happy time jar. Get an empty jar and write on small pieces of paper times that have made you happy. Put them in the jar and every so often you can look at them as a family.

Make a future fun jar. Think of things that you would like to do but can't do at the moment. Write them down and put them in the jar. When things go back to normal, open the jar and try to see how many of the ideas you can do.



Make a salt dough rainbow.

<https://www.learning4kids.net/2014/01/19/make-your-own-salt-dough-rainbow/>

Ideas for Outdoor Activities

Build a den in the garden using natural materials.

Use big paint brushes to paint pictures on the patio, fence or brickwork with water.

Nature scavenger hunt.

<https://www.freekidscrafts.com/summer-hunt/>




[scavenger-](#)

Nature I spy game.

<https://www.papertraildesign.com/free-printable-i-spy-nature-game/>



Magpie challenge. Collect 20 items but they must all fit in a shoebox.



they

Family art class. Find somewhere for you all to sit in the garden with drawing paper and pencils/pens/paints. Draw whatever you can see. Take time to look at each other's pictures, you'll be amazed at how different they are.

Regrow vegetables using the scraps left over from cooking.

<https://simplebites.net/how-to-regrow-vegetable-scraps/>



Suggested Timetable (not for holidays!)

<i>Suggested times only – do what works for your family!</i>	Overview	Monday	Tuesday	Wednesday	Thursday	Friday
9.00am	Exercise Time	Cosmic Yoga online	Supermovers online	Joe Wicks Youtube Live	Cosmic Yoga online	Just Dance Kids online
Activity 1 (short)	Phonics/spelling focus	Phonics Play	Spelling practice	Phonics Play	Spelling practice	Phonics Play
	Break	Break	Break	Break	Break	Break
Activity 2	Writing focus	Book Review	Handwriting	Spring writing	Handwriting	SPaG sheet
	Break	Break	Break	Break	Break	Break
Activity 3	Maths focus	Maths	Maths	Maths	Maths	Maths
12-1pm	Lunch/outdoors	Lunch/outdoors	Lunch/outdoors	Lunch/outdoors	Lunch/outdoors	Lunch/outdoors
	Reading	Reading	Reading	Reading	Reading	Reading
PM Activities (ideas)	Family Topic	Animals	Animals	Animals	Animals	Animals
	Cutting and sticking	Jigsaws	Reading aloud	Playing board games	Watching Blue Planet	

	Lego challenge	gardening	Word searches	Relaxing	Watching Go Jettors	
--	----------------	-----------	---------------	----------	---------------------	--

Lego Challenge continues...

Day 8

Build a Box
with a Lid

Day 9

Build a Small
World Scene

Day 10

Write a Comic
Strip for a
Minifigure

Day 11

Build a Model
of Your Room

Day 12

Build a Simple
Machine

Day 13

Build a Bridge
that Can Hold
Something
Heavy

Day 14

Build a Favorite
Character

Day 15

Make a Mosaic
Using Flat Pieces
on Baseplate

Day 16

Draw a Design
Make it with
LEGO Bricks

Day 17

Build Something
to go with
A Favorite Book

Day 18

Build a Swimming
Pool for a
Minifigure

Day 19

Build with Eyes
Closed for
5 Minutes

Day 20

Build a
Pyramid

Day 21

Build a
Marble Run

In the spring I see...



Spring Hunt Checklist



blossom



seedling



flower bud



flower



daffodil



insect



bird



squirrel



nest



green leaf