

Max's Morning Walk

Once upon a time, there was a black Labrador called Max **who** lived on the edge of a small town with his family.

Early one Spring morning, Max woke up and thought to himself, "I'd like to go for a walk and collect some sticks." So, he barked and he barked and he barked until he had woken everyone in the house!

As soon as Max had his harness fastened, his family opened the door, stepped outside and set off on their walk. The sun shone down from a bright, blue sky and birds sang up above in the trees. Max's nose twitched with excitement as he sniffed the fresh air.

First, Max walked on a path near a canal. **As** he was walking, he saw a brown stick. Not too big, not too small but just right! "This looks a good stick," thought Max. **So**, he picked it up and continued on his way.

Next, Max walked along beside the canal **until** he came to a stone bridge. Max walked under the bridge where he found another stick. Not too heavy, not too light but just right! "This looks a grand stick," thought Max. **So**, he picked it up and continued on his way.

After that, Max walked on and on **until** he came to a deep, dark wood. There he found another stick that was not too tickly, not too prickly. **Unfortunately**, it was an extremely long stick! **Luckily**, the path was very wide. 'This looks a fun stick', thought Max so he picked it up and continued on his way.

Finally, Max arrived at the beach where noisy seagulls swooped. He was feeling so hot that he jumped into the sea to cool down. Splash! Max swam round and round and round **until** he found another stick, floating in the sea. Not too straight, not too bendy but just right! "This looks an unusual stick," thought Max so he grabbed it and swam to the shore.

At last, Max and his family returned home. What a very long walk I've had, thought Max and look how many sticks I found! Max yawned. He curled up in his bed, closed his eyes and fell fast asleep dreaming of his next adventure.

Questions to answer after reading the story



- ★ *Where did Max go on his walk?*
- ★ *Have you ever been on a walk? Where did you go?*
- ★ *What sounds did Max hear at the beach? I wonder why he swam round and round?*
- ★ *How many sticks did Max find?*
- ★ *What were they like? Tell me, do you think Max had a favourite stick?*

- ★ *Tell me how Max felt when he got home?*
- ★ *How do you know?*
- ★ *Do you know any other stories where someone goes for a walk?*

5

Pictures to sequence

- ★ *Where did Max go **first**?*
- ★ *Where did he go **next**?*
- ★ *Where did he go **after that**? What was the problem?*
- ★ *Where did he go **then**?*
- ★ *Where did he **finally** go before he returned home?*



Rhyming words

stick tack clock luck peck

blue air light cool sea

Rhyming pairs or groups

sack brick
rock check
Jack truck
sick sock
trick neck
duck lick
chick

Distance picture for discussion



Positional language pictures



behind

under

upon

beneath

before

near

on

beside

in front of

in

Fruit Salad

Write down the answers in the circles.



10 strawberries + 4 strawberries =



6 plums + 6 plums =



12 apples + 5 apples =



5 bananas + 8 bananas =



5 bunches of grapes + 10 bunches of grapes =



6 pineapples + 7 pineapples =



10 cans of fruit + 6 cans of fruit =



12 oranges + 2 oranges =



6 bowls of fruit salad + 3 bowls of fruit salad =

Number Shape Addition to 20

Use the number shapes to work out the answers to each addition question.

$$\begin{array}{|c|} \hline \text{6} \\ \hline \end{array} + \begin{array}{|c|} \hline \text{2} \\ \hline \end{array} = \square$$

$$\begin{array}{|c|} \hline \text{6} \\ \hline \end{array} + \begin{array}{|c|} \hline \text{3} \\ \hline \end{array} = \square$$

$$\begin{array}{|c|} \hline \text{7} \\ \hline \end{array} + \begin{array}{|c|} \hline \text{4} \\ \hline \end{array} = \square$$

$$\begin{array}{|c|} \hline \text{7} \\ \hline \end{array} + \begin{array}{|c|} \hline \text{5} \\ \hline \end{array} = \square$$

$$\begin{array}{|c|} \hline \text{8} \\ \hline \end{array} + \begin{array}{|c|} \hline \text{1} \\ \hline \end{array} = \square$$

$$\begin{array}{|c|} \hline \text{8} \\ \hline \end{array} + \begin{array}{|c|} \hline \text{2} \\ \hline \end{array} = \square$$

$$\begin{array}{|c|} \hline \text{7} \\ \hline \end{array} + \begin{array}{|c|} \hline \text{7} \\ \hline \end{array} = \square$$

$$\begin{array}{|c|} \hline \text{7} \\ \hline \end{array} + \begin{array}{|c|} \hline \text{6} \\ \hline \end{array} = \square$$

$$\begin{array}{|c|} \hline \text{6} \\ \hline \end{array} + \begin{array}{|c|} \hline \text{7} \\ \hline \end{array} = \square$$

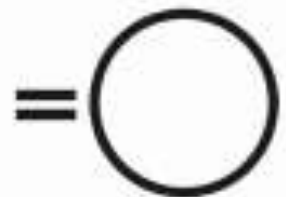
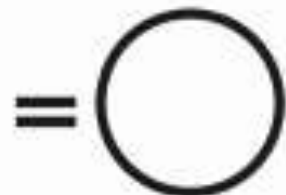
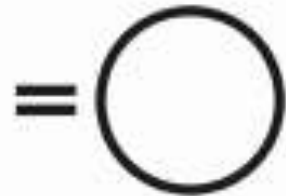
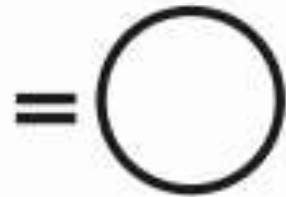
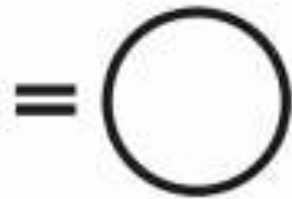
$$\begin{array}{|c|} \hline \text{7} \\ \hline \end{array} + \begin{array}{|c|} \hline \text{7} \\ \hline \end{array} = \square$$

$$\begin{array}{|c|} \hline \text{7} \\ \hline \end{array} + \begin{array}{|c|} \hline \text{6} \\ \hline \end{array} = \square$$


$$\begin{array}{|c|} \hline \text{6} \\ \hline \end{array} + \begin{array}{|c|} \hline \text{6} \\ \hline \end{array} = \square$$

Transport Addition Sheet

Write the answers in the circles.



























Addition using each side of a ladybird



$$\square + \square = \square$$

Number Shapes Number Bonds to 5 Missing Number

Use the number shapes to work out the missing number in each question.

| | | | | |
|---|---|---|---|---|
|  | + |  | = |  |
|  | + |  | = |  |
|  | + |  | = |  |
|  | + |  | = |  |
|  | + |  | = |  |
|  | + |  | = |  |
|  | + |  | = |  |
|  | + |  | = |  |

Can you learn the nursery rhymes? Can you do the challenge for each one?

Twinkle, Twinkle, Little Star



Use tin foil to make a star and then do a puppet show whilst saying the rhyme.

I'm a Little Teapot



Make your parents a cup of tea (with adult supervision) and sing them the song while they sip.

Mary Had a Little Lamb



Make pompom lamb from white wool wrapped around two donut shaped pieces of card on top of one another.

Baa Baa Black Sheep




Use cotton wool and black pen/paint to create 'bags of wool' for each character. Role play as you say the rhyme.

One, Two, Three, Four



Fill a sink with some water or during bath time, put in a toy fish and try to catch it with a net/small sieve.

Hickory Dickory Dock



Find a clock in your house and name the numbers forwards, backwards and in a random order.

Ring-a-ring o'roses



Do the actions to this rhyme with the people in your family. How fast can you go?

Jack and Jill



On your daily walk or just outside your house, can you hold a cup of water and walk for 10 seconds without spilling it all?

This Old Man



Can you sing and pat this rhyme out to the correct beat on your knees?

This Little Piggy



Can you do the actions to this rhyme on a parent without them laughing?

Little Miss Muffet



Act out this rhyme after you have found props around your house to your family audience.

A Sailor Went to Sea



Use a toy boat or make one with a recycling plastic pot and play with it during bath time whilst saying the rhyme.

Incy Wincy Spider



Make a spider puppet using paper, tape and string. Play with your new spider puppet and say the rhyme.

5 Little Ducks



Perfect your quacking skills! Can you quack like Donald Duck?

Miss Polly Had a Dolly



Use your dolly to role play this rhyme. Will you be Miss Polly or the doctor?

Teddy Bear, Teddy Bear



Say this rhyme and do the actions with your teddy.

Ten in a Bed



Can you find a collection of toys/teddies that amount to 10 and put them in your bed, rolling them off the bed as you say the rhyme.

The Old Grand Duke of York



Learn to march and practise on your daily walk. Make sure your knees lift up!

Here We Go Round the Mulberry Bush



Say this rhyme with the matching actions with your family. Is there a bush or a tree on your walk that you could go around?

B-I-N-G-O



On your daily walk, every time you spot a dog sing the rhyme.

Hey Diddle Diddle



Can you act out this Nursery rhyme without saying the words to someone in your family and have them guess which one it is?

Row, Row, Row Your Boat



Sit in a box/cardboard delivery box and pretend it's a boat as you say the rhyme. Use wooden spoons for oars.

Old Macdonald Had a Farm



Sing this rhyme and leave out the animal names. Can your family guess what animal it is from the animal sounds that you make?

Pop! Goes the Weasel



Learn to make a 'pop' sound with your mouth and one finger that flicks out to the side. Say the rhyme and use the sound instead of the word.

Wind the Bobbin Up



Use some wool or string and wind it around a pencil. Can you wind it forwards and then backwards?

The Wheels on the Bus



Say this rhyme with the action and think of a new action/verse to add.

Sing a Song of Sixpence



Make a small pie. You could choose fill it with blackberry jam and fruit.

Round and Round the Garden



Use your teddy and do the actions with this rhyme.

Polly Put the Kettle On



Have a tea time with a favourite teddy/doll and sing them the rhyme.

Humpty Dumpty



Help make a boiled egg and soldiers (strips of toast) replicating the characters in this rhyme. Sing as you wait for the egg to boil.