



Reception learning at home: week 6 beginning 27.04.20

Good morning everyone! We have continued to enjoy looking at your learning on Purple Mash. Please check your alerts to see our comments.

New for the Summer term:

- Check out our **learning skills steps**. Use these every day and see how high you can climb. Can you get higher in different subjects?
- Use our weekly 'I can...' targets for everything you do. Are you an expert by the end of the week? Can you give yourself an A badge?
- The school magazine is out now! Look out for recipes, jokes, inspiring photos, interviews and news! What can you add?

Climb the learning skills steps! Aim to get as high as you can.

I can organise what I need to use when I am learning with some help. I can pack away when I have finished.	I can get started on my own or with just a little help.	I can concentrate and keep going on a task, even if I find it tricky.	I can talk about / evaluate my success. I can talk about what I could do differently next time	I have good ideas that I can see through to a conclusion. I can ask interesting questions and find solutions to problems	I can talk clearly about what I have learnt and tell someone else about it.
Step 1: get organised.	Step 2: be independent.	Step 3: focus and persevere.	Step 4: set your own standards.	Step 5: be creative and use your initiative.	Step 6: secure what you know.

Maths

Number

I can use practical objects to explore doubling, halving and sharing.

I can count accurately.

Shape, space and measure

I can say the days of the week in order. I can say the months of the year in order.

I can order and recognise coins

I can create a repeating pattern

Literacy

Reading

I can sound out and blend words aloud and some in my head.

I recognise and read some tricky words by sight.


Writing




I can sound out words using my phonic knowledge independently or with some help. (words will be phonetically plausible but not necessarily spelled accurately. For example, shape may be spelled as 'shaip')



I can use capital letters, full stops and finger spaces to make my writing clear.

Start the day with some movement - PE with Joe Wicks <https://www.youtube.com/watch?v=qGKGNzNbWjU> or dance move <https://www.thisgirlcan.co.uk/activities/disney-workouts/> or Supermovers. BBC <https://www.bbc.co.uk/teach/supermovers> or sports challenges with https://maudesport.com/pe-at-home?dm_i=44QW,TKWM,17UEWT,3KU07,1

Please remember that reading should be done daily. Find any opportunities to count and look for shapes in the environment.

<p>Reading Online reading books can be found on: https://www.oxfordowl.co.uk/</p> <p>Decodable comics on http://www.phonicsplaycomics.co.uk/comics.html</p> <p>-Practise reading tricky words. -Continue to share your reading with an adult and record all reading in some way. -Continue to practise flashcards, ensuring you revisit previous sets too.</p>	<p>Read aloud to an adult every day. Focus on:</p> <ul style="list-style-type: none"> • Decoding - can you sound out and blend the words aloud? • Expression - starting to use different voices to tell a story • Recognition of tricky words <p>Listen to a good book: https://www.worldofdavidwalliams.com/elevenses/ https://www.storylineonline.net/ https://www.storynory.com/</p>	<p>Talk with an adult about your book. Focus:</p> <ul style="list-style-type: none"> • Predict what will happen at the end • Talk about 2 things that you like about the book • Can you retell the story in your own words? 
<p>Oxford Owl - Please have a look at the free e-books available to you. They are banded so can be explored at your child's level.</p>	<p>This week - Please read and discuss the story 'Dad, can you do this?' https://www.oxfordowl.co.uk/api/interactives/24319.html Please explore the questions in the front cover and discuss them. There are also opportunities for discussion after the story, see the back cover.</p>	
<p>Writing - Handwriting</p> <p>Practise forming letters with a correct starting point and direction.</p> <p>Practise writing tricky words.</p> <p>Practise writing the words from your</p>	<p>Explore the digraphs and trigraphs, writing them in words: sh, ch, th, ng, qu, ai, ee, igh, oa, oo, ar, or, air, er, ur, ure, ear, ow</p> <p>Write tricky words, spelling them correctly: Phase 2 - I, no, go, to, into, the Phase 3 - Me, he, we, she, be, they, all, are, was, my, her, you Phase 4 - Come, said, little, so, have, like, do, some, there, were, one, when, out, what Phase 5 - Oh, their, people, Mr, Mrs, looked, called, asked, could</p>	

<p>flashcards.</p> <p>INFO - CVCC/CCVC words are consonant, vowel, consonant, consonant/consonant, consonant, vowel, consonant.</p>	<p>Have a go at writing CVCC/CCVC words. Careful, these words have a sound that you may not hear. For example, bump, stop, post. Make sure you say them aloud slowly to hear all of the sounds.</p>	
<p>Writing</p> <p>Please encourage your child to use their phonic knowledge to write. You can support them by saying words aloud, exaggerating sounds. At this stage, words do not have to be spelled accurately.</p> 	<p>Monday</p> <p>https://www.youtube.com/watch?v=75NQK-Sm1YY</p> <p>This week we are looking at the life cycle of butterflies.</p> <p>Watch the story of 'The Very Hungry Caterpillar'. Can you cut and sequence the life cycle of the caterpillar then write some sentences about each stage? There is a template below.</p>	<p>Tuesday</p> <p>Can you retell the story of The Very Hungry Caterpillar?</p> <p>You could use the template we have given or you could create your own.</p> <p>Can you write which foods the caterpillar eats on each day? Can you sound out the days of the week? Can you remember the names of the different stages in the life cycle? Can you write a book review of the story? See template below.</p>
<p>Remember:</p> <p>Capital letters at the start of a sentence. A full stop at the end of a sentence. Finger spaces in between words. Lower case letters. Clear formation. Hold your pencil correctly.</p>	<p>Wednesday</p> <p>The Hungry Caterpillar ate quite a lot of food. Not all of it was healthy.</p> <p>Can you sort the foods into two categories? Healthy and unhealthy.</p> <p>Can you research different kinds of food and describe how often we should have each kind?</p> <p>What makes a balanced diet?</p> <p>Can you design a healthy meal? What should it have? You could draw and write about what you would eat.</p>	<p>Thursday</p> <p>Go on Purple Mash and have a look at the 'to do' section.</p> <p>Can you type sentences about the life cycle of the butterfly?</p> 
<p>Use Purple Mash - follow these links:</p> <p>-Home</p> <p>-English; these are most appropriate for Reception:</p> <ul style="list-style-type: none"> • 2Create a story • 2Publish and 2Publish plus • 2Handwrite • Phonics - see To Do's on Purple Mash. 	<p>Friday</p> <p>Can you explore rhyming words?</p> <p>We have given you an example of a poem that rhymes. Can you list the words that rhyme? Can you think of others and write them?</p>	<p>You could explore a lifecycle game - http://flash.topmarks.co.uk/3688</p> <p>Could you listen to the butterfly song and make up your own actions to go with it?</p> <p>https://www.youtube.com/watch?v=owqvHXJKDys</p> 

	<p style="text-align: center;">BUTTERFLY BUTTERFLY</p> <p style="text-align: center;">Butterfly, Butterfly, flutter around. Butterfly, Butterfly, touch the ground. Butterfly, Butterfly, fly as free. Butterfly, Butterfly, land on me! Butterfly, Butterfly, reach the sky. Butterfly, Butterfly, say good-bye!</p>	<p>Could you paint a butterfly by folding the page to make it symmetrical?</p>												
<p>Maths Number recognition Addition Subtraction Shape, space and measure</p> 	<p>Daily Can you start each day by telling your family the day, date, weather? What was yesterday? What will tomorrow be? You could do the same for months of the year. Can you say which day/month comes before or after?</p> <p>Can you also practise counting forward and backward? You could practise saying 1 more and 1 less too.</p>	<p>Monday Halving</p> <ul style="list-style-type: none"> - Please see template below for shapes to use. You could colour half the shape. - You could collect a group of objects and give yourself half, and a family member half. Remember, you both need to have the same amount. - Can you say the sentence 'half of... is' 												
<p>Use the TopMarks website for maths games. We recommend:</p> <table style="width: 100%; border: none;"> <tr> <td style="width: 50%;">Shape patterns</td> <td style="width: 50%;">Teddy numbers</td> </tr> <tr> <td>Underwater counting</td> <td>Coconut ordering</td> </tr> <tr> <td>Chinese dragon game</td> <td>Ladybird spots</td> </tr> <tr> <td>Toy shop money game</td> <td>Blast off</td> </tr> <tr> <td>Helicopter rescue</td> <td>Shape monsters</td> </tr> <tr> <td>Gingerbread man game</td> <td></td> </tr> </table>	Shape patterns	Teddy numbers	Underwater counting	Coconut ordering	Chinese dragon game	Ladybird spots	Toy shop money game	Blast off	Helicopter rescue	Shape monsters	Gingerbread man game		<p>Tuesday Sharing</p> <ul style="list-style-type: none"> - Similarly to halving, you could collect a group of objects and share them equally with your family. How many objects do you each get? Is it fair? - Can you share 9 between 3 people? What about 4? 	<p>Wednesday Doubling</p> <ul style="list-style-type: none"> - Collect a small group of objects. Place them on one side of a butterfly or ladybird template (see below). To double, place the same number on the other side - Can you say the sentence 'double... is...' 
Shape patterns	Teddy numbers													
Underwater counting	Coconut ordering													
Chinese dragon game	Ladybird spots													
Toy shop money game	Blast off													
Helicopter rescue	Shape monsters													
Gingerbread man game														

<p>Use Crickweb - Early Years section</p> <p>Use Purple Mash - follow these links: Home Maths - These games are most appropriate for Reception: 2Count 2Race Bond bubbles Funky platform Sequence snake</p>	<p>Thursday</p> <p>Explore money and coins:</p> <ul style="list-style-type: none"> - Can you identify 1p-£1? - Can you place the coins in order from the lowest to the highest value? - Can you make coin rubbings? - Can you play shops and buy items using the coins? - How many 1ps would you need for each of the other coins? 	<p>Friday</p> <p>Can you complete the Hungry Caterpillar pattern templates?</p> <ul style="list-style-type: none"> - Can you create your own 3 colour repeating pattern? - Can you fill in gaps in a pattern? - Can you make a pattern using natural resources? - Can you make a musical pattern using your body?
--	--	--

<p>Maths</p> <p>Try it out Tuesday</p>	<p>Herts for Learning have produced a couple of Maths activities. We will attach one a week.</p> <div data-bbox="734 730 1751 1283" data-label="Complex-Block"> <p>Reception Maths Everywhere – Target practise</p> <p>Play with numbered skittles and a ball, numbered hoops or draw some circles on the ground with numbers 0-6 on them. Have a container of pasta like penne or shell pasta.</p> <p>Ask child(ren) to knock skittles down or throw three throwing objects into the hoops/circles.</p> <p>Point to each skittle/circle and ask them to collect that number of pasta pieces.</p> <p>Ask questions/make suggestions such as:</p> <ul style="list-style-type: none"> • Count the pasta pieces to show me how much you scored? • Which (skittles/circles) will you aim for to get a higher score? • What would be your score if your stone landed in a 2 instead of a 3? <p>Play again.</p> <p>Let your child(ren) decide on some playing rules – perhaps changing where the higher scoring skittles or circles are.</p> <p>Herts for Learning #ESSENTIALmaths</p> </div>
---	---

Sumdog

As you may have seen in the first edition of the Welwyn St Mary's magazine, we have purchased Sumdog. This is a website where we are able to provide activities for Maths, Reading and Spelling. You will have received a log in for Sumdog via Parentmail. Just in case, the log in should be first name and last initial, all lower case (natashal for example) and the

password will be WSM in capitals. The school code is welwynst (lowercase too).

When you first log in, your child will be asked to complete some diagnostic assessments. Please allow them to try for themselves where possible as the activities provided are based on their assessments and will be differentiated.

We are learning how to use Sumdog too so will work with you in figuring it out.

General EYFS activities

Make a kite. Which materials would be best and why? If you go outside, take it with you and test it. Write instructions on how to make it.


Draw what you can see outside the window. Is it the same from every window? What about at different times of day? Could you label the picture? Describe how and why your pictures are similar/different.

Find a stick and use it to compare lengths. Can you find objects longer and shorter than it? Can you order items you find by length? Can you find anything the same length?

Upcycling. Can you use materials that you have at home to make something new? You could use a milk bottle to make a collage elephant. You could use toilet roll tubes to make caterpillars.




Can you make a picture of an insect or mini beast using natural resources? You could write labels for the creature too. How many legs will it need? Does it have antennae? Does it have wings? Can we guess which creature you have made?



Purple Mash

Purple Mash log in - lowercase first name, password is LR2019 or MR2019 (please see inside of your child's reading record)

Please save any work in either LR/MR class folder or in 'my work' (you do this by pressing the purple box with 3 white lines, top left corner) 

If you check your alerts you can see when we have left a comment (top of the page)



Please try a range of activities and have a go at typing by yourself using your phonic knowledge. If your keyboard is upper case, remember that we have been learning the letter names with the sounds so you may remember some.

We have set some 'to dos' which are activities that focus on specific skills such as, maths or writing. Please save these so we can see what you have been doing.

Family challenge project for the week beginning 27.04.2020:

Families

What interests you about this project? You could:

Understanding the World

- Find out about genetics and why families look alike <https://www.ducksters.com/science/biology/genetics.php>
- Survey your family hair and eye colours. Make a chart to show your results. What did you find out? Make a pictogram of the hair colour and eye colour of members of your family. Which is the most popular?
- How do babies grow? <https://www.youtube.com/watch?v=n5OcdbBqVSA>
- Evolution and natural selection <https://www.bbc.co.uk/teach/class-clips-video/science-ks2-the-work-of-charles-darwin-and-alfred-wallace/zrbxgwx>
- Find out about family life e.g. family life for Muslims or another faith group. <https://www.youtube.com/watch?v=hyzvRvTe0h8>
- You could compare similarities and differences between ways of life such as traditions, prayers and ways of life. This could be comparing people of different faiths or by country.
- Look at pictures of yourself from a baby until now. Can you put them in order? How do you know which is the oldest? Can you do the same with pictures of other members of your family such as your parents or grandparents? What do you notice? Can you describe the stages?
- Make a family tree for your family or for a famous family. Find out about royal succession (who becomes the next King or Queen). Make a list of things that have changed over time for families or compare your life with a family from another country.
- Write some questions to ask a family member. What do you want to find out? How was their childhood different to yours? What was the same? Record your interview. Write about your interview or make a powerpoint about your family.
- Covid 19 time capsule sheets. Make your own sheets instead of printing <https://www.kiddycharts.com/assets/2020/04/Covid-19time-capsule.pdf>
- Find out about Queen Elizabeth 1st and Queen Victoria by reading this book. Log into Oxford Owl to read it. <https://www.oxfordowl.co.uk/api/interactives/12954.html> Now make a family tree for one of the Queens.
- Find out about the Tudor Dynasty <https://www.dkfindout.com/uk/history/tudors> Learn the rhyme about Henry VIII's wives to help you remember what happened to each of them. <https://www.youtube.com/watch?v=n1r3qvzaOGU> This video is filmed at Hatfield House. Who in the Tudor dynasty lived here? Have fun with Horrible Histories Terrible Tudors <https://www.bbc.co.uk/iplayer/episode/b0b2wr6q/ad/horrible-histories-series-7-15-terrible-tudor-special>
- Ancient Egyptian families <https://www.historyforkids.net/egyptian-families.html>
- Queen Victoria <https://www.bbc.co.uk/teach/class-clips-video/ks2-queen-victoria-the-ultimate-victorian/z79vvhbk>

	<ul style="list-style-type: none"> - Find out how families live around the world. What is different and what is the same as your family life? https://www.bbc.co.uk/programmes/b08t17zs - Different family based resources to download from Twinkl - https://www.twinkl.co.uk/resources/topics/ourselves-all-about-me/my-family - Our royal family. Tuesday 21st April was Queen Elizabeth's 94th birthday. Find out about her and her family. What can you find out about them? What is the same or different about the way they live to how you do? https://www.royal.uk/royal-family
Expressive Art and Design	<ul style="list-style-type: none"> - Sheku Kanneh Mason comes from a very musical family. Find out about them all: https://www.classicfm.com/artists/sheku-kanneh-mason/kanneh-masons-family-father-mother-siblings/ - The Young Persons Guide to the Orchestra . This interesting piece of music was written by Benjamin Britten to introduce children to the families of instruments in an orchestra. How many groups can you find? Which family of instruments do you like best? https://www.youtube.com/watch?v=3HhTMJ2bek0 - Before photographs were invented, portraits were the only way to see what someone looked like. Explore some of the amazing portraits in the National Portrait Gallery. https://www.npg.org.uk/collections/explore/ - Can you draw some portraits to go with your family tree? Remember to use the portrait skills we learnt earlier this year. https://www.youtube.com/watch?v=WROSZ6803cE <p>Look at some family photographs. Do you have any really old ones? Can you take a family photograph? What would you include in the photos to show their characters?</p> <p>Paint a family portrait and label each member of your family.</p> <p>Make collages or puppets of your family using a range of media such as wool or string for hair. Can you pay attention to details?</p>
Other	<ul style="list-style-type: none"> - Family pencil and paper games: https://www.playworks.org/resource/fun-paper-and-pencil-games-to-play/ - What is your favourite family board game? Arrange a tournament. - Design your very own family Coat of Arms. https://www.google.co.uk/url?sa=i&url=https%3A%2F%2Fwww.pinterest.com%2Fpin%2F443252788311762978%2F&psig=AOvVaw1KC8LC5mRndGU7Z1TE8Wqm&ust=1587558799839000&source=images&cd=vfe&ved=0CAIQjRxqFwoTCJDzsfD-egCFQAAAAAdAAAAABAJ <ol style="list-style-type: none"> 1. Think of a family motto 2. Pick 4 or 6 pictures or symbols to show important things about your family 3. Draw a large shield shape and split it into sections for your drawings. Add your motto underneath or over the top.
<h2>Websites</h2> <p><u>Twinkle home learning activities:</u> www.twinkl.co.uk/offer Code: UKTWINKLHELPS</p>	

Phonics play website: the children are very familiar with these games

new.phonicsplay.co.uk

user name : march20

password: home

lettersandsounds.com

The children are familiar with these games too.

Crickweb - Early Years

<http://www.crickweb.co.uk/Early-Years.html>

Geraldine the giraffe on Youtube

PE with Joe Wicks daily - can be accessed on Youtube

<https://www.youtube.com/playlist?list=PLyCLOpd4VxBvQafyve889qVcPxYEjdSTI>







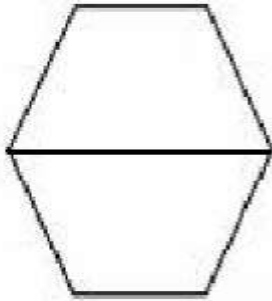
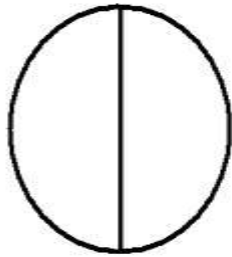
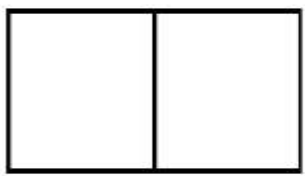
Cosmic yoga for kids for 'stronger, wiser and calmer kids'. Wow!

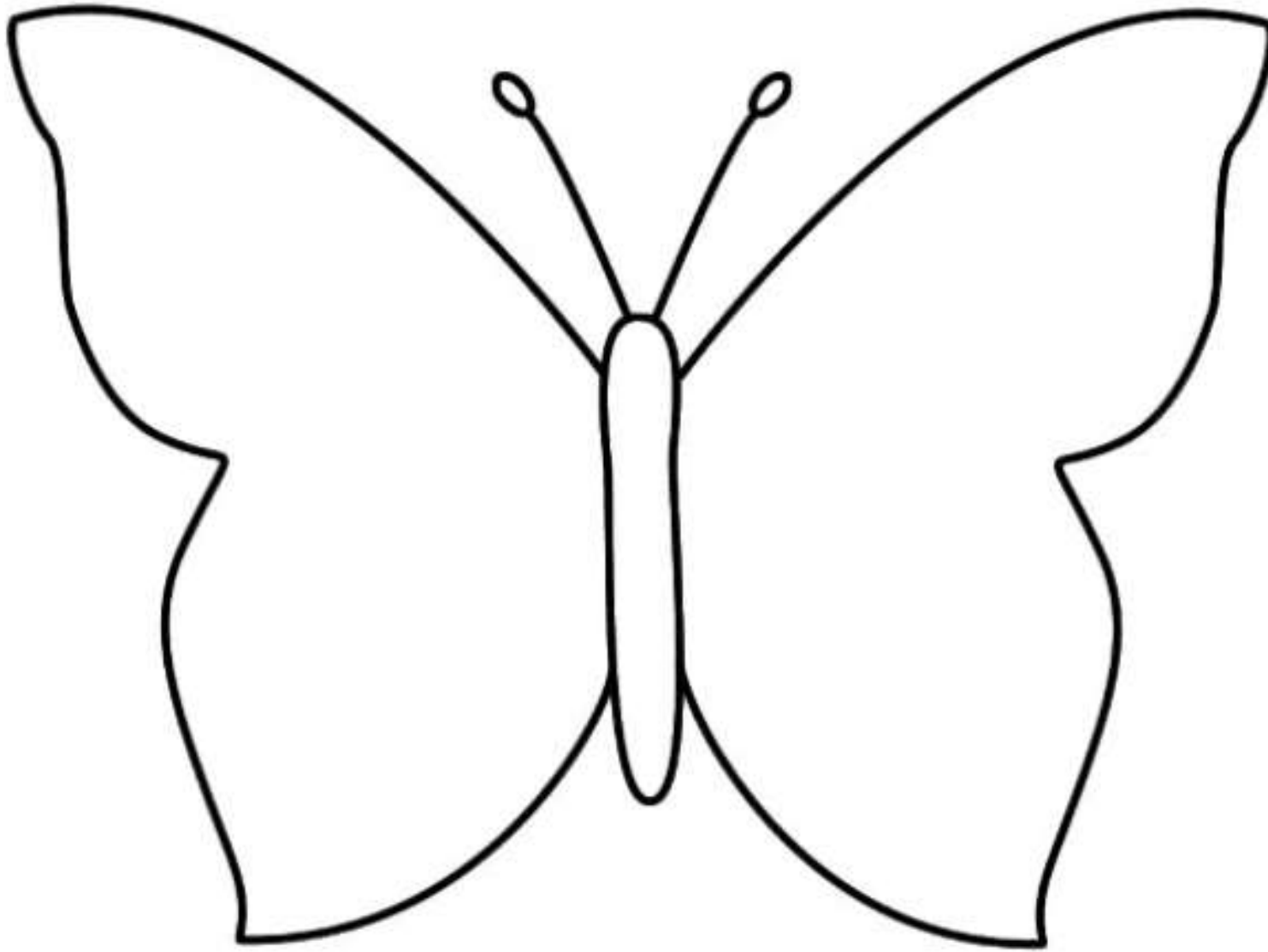
<https://www.youtube.com/user/CosmicKidsYoga>

Supermovers. BBC

<https://www.bbc.co.uk/teach/supermovers>

Colour in half of each shape.

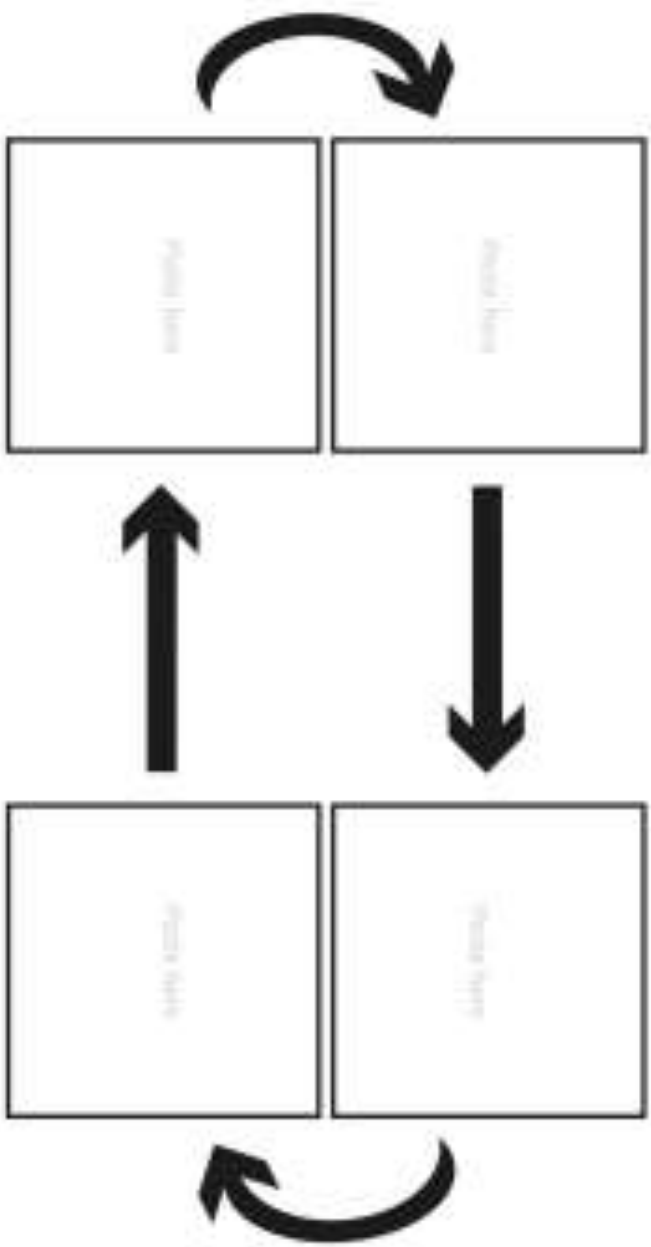








Template for doubling.

Butterfly Life Cycle

Cut and paste the life cycle of a butterfly into the correct order.

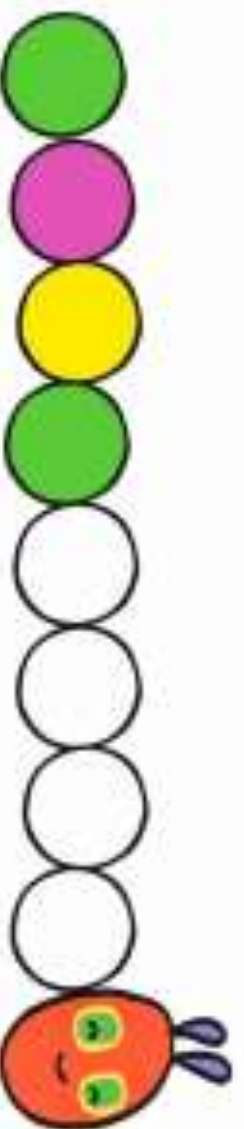
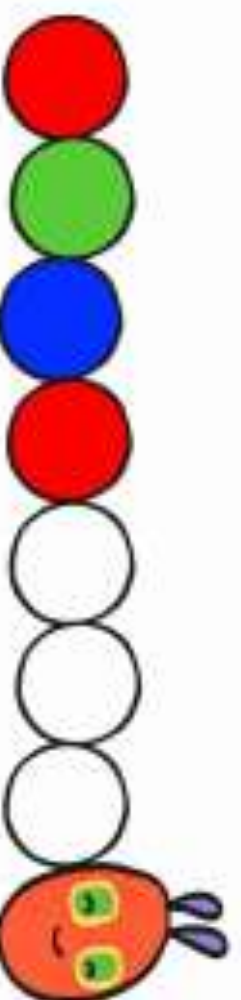
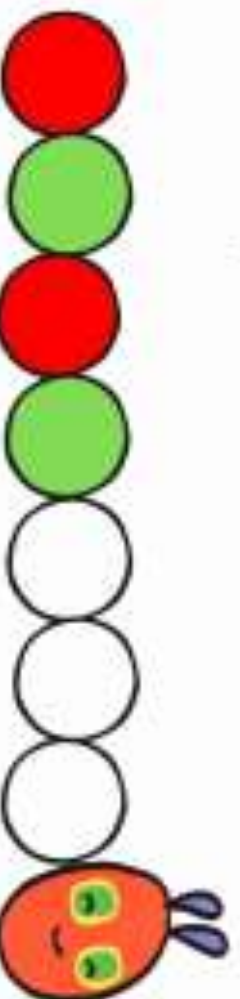


Write a few sentences about the butterfly life cycle.

	Butterfly
	Chrysalis
	Egg
	Caterpillar

The Very Hungry Caterpillar Pattern Sheet

Continue the patterns below.



The Very Hungry Caterpillar



Who is the main character?

What is the setting?



What happens first?

What happens next?

What happens last?

