




## Reception learning at home: weeks 3 and 4 beginning 06.04.20 and 13.04.20 - Easter




Good morning everyone! 😊 The following two weeks are Holy week and getting ready for Easter week so we have put together a fun pack of activities and ideas along with a bit of other stuff for you to have a go at. Remember ... have fun, do lots of **exercise, laugh and be kind**. How many of you already start the day with a workout? We think this is great! Have a go:



**PE with Joe Wicks at 9am Mon-Fri** <https://www.youtube.com/watch?v=qGKGNzNbWjU> Then treat yourself to:

**A story read by David Walliams** every day at 11am online. <https://www.worldofdavidwalliams.com/elevenses/>

Please remember that reading should be done daily. Find any opportunities to count and look for shapes in the environment.

<p><b>Reading</b> Online reading books can be found on: <a href="https://www.oxfordowl.co.uk/">https://www.oxfordowl.co.uk/</a></p> <p>Decodable comics on <a href="http://www.phonicsplaycomics.co.uk/comics.html">http://www.phonicsplaycomics.co.uk/comics.html</a></p> <p>-Practise reading tricky words. -Continue to share your reading with an adult and record all reading in some way. -Continue to practise flashcards, ensuring you revisit previous sets too.</p>	<p><b>Read aloud to an adult every day.</b> Focus on:</p> <ul style="list-style-type: none"> <li>• Decoding - can you sound out and blend the words aloud?</li> <li>• Expression - starting to use different voices to tell a story</li> <li>• Recognition of tricky words</li> </ul> <p><b>Listen</b> to a good book: <a href="https://www.worldofdavidwalliams.com/elevenses/">https://www.worldofdavidwalliams.com/elevenses/</a> <a href="https://www.storylineonline.net/">https://www.storylineonline.net/</a> <a href="https://www.storynory.com/">https://www.storynory.com/</a></p>	<p><b>Talk with an adult about your book.</b> <b>Focus:</b></p> <ul style="list-style-type: none"> <li>• Predict what will happen at the end</li> <li>• Talk about 2 things that you like about the book</li> <li>• Can you retell the story in your own words?</li> </ul> 
<p><b>Writing - Handwriting</b></p> <p>Practise forming letters with a correct starting point and direction.</p> <p>Practise writing tricky words.</p> <p>Practise writing the words from your flashcards.</p>	<p>Explore the diagraphs and trigraphs, writing them in words: sh, ch, th, ng, qu, ai, ee, igh, oa, oo, ar, or, air, er, ur, ure, ear, ow</p> <p>Write tricky words, spelling them correctly:</p> <p>Phase 2 - I, no, go, to, into, the</p> <p>Phase 3 - Me, he, we, she, be, they, all, are, was, my, her, you</p> <p>Phase 4 - Come, said, little, so, have, like, do, some, there, were, one, when, out, what</p>	

<p><b>Writing</b></p> <p>Please encourage your child to use their phonic knowledge to write. You can support them by saying words aloud, exaggerating sounds.</p> 	<p><b>Monday</b></p> <p>If you can, go for a walk either locally or in your garden. Look for signs of Spring. Can you draw and write about Spring? If you don't have a garden and can't get outside, look at this clip. <a href="https://www.bbc.co.uk/teach/class-clips-video/science-ks1-ks2-seasonal-changes-behaviour-animals-growth-cycle-plants/zfynvk7">https://www.bbc.co.uk/teach/class-clips-video/science-ks1-ks2-seasonal-changes-behaviour-animals-growth-cycle-plants/zfynvk7</a></p>	<p><b>Tuesday</b></p> <p>Follow on from yesterday's focus on Spring bringing new life. Can you look at an animal such as duckling/duck or chick and chicken/hen? Can you talk about how they change as they grow and then write about it? You could make a collage or a picture to go</p>  <p>with.</p>
<p><b>Remember:</b></p> <p>Capital letters at the start of a sentence Full stops at the end of a sentence Finger spaces between words Lower case letters Clear formation Holding your pencil correctly.</p>	<p><b>Wednesday</b></p> <p>Pick another animal and its young, such as lamb/sheep or kit/rabbit. Compare how they have changed as they grow. You could write a description of how they have changed.</p>	<p><b>Thursday</b></p> <p>Tomorrow is Good Friday. Listen to the Easter Story at <a href="https://www.bbc.co.uk/teach/class-clips-video/religious-studies-ks1-the-christian-story-of-easter/zhqv47h">https://www.bbc.co.uk/teach/class-clips-video/religious-studies-ks1-the-christian-story-of-easter/zhqv47h</a> Can you retell the Easter story by drawing pictures and writing labels, captions or sentences?</p>
<p>Use Purple Mash - follow these links: -Home -English; these are most appropriate for Reception:</p> <ul style="list-style-type: none"> <li>• 2Create a story</li> <li>• 2Publish and 2Publish plus</li> <li>• 2Handwrite</li> <li>• Phonics</li> </ul>	<p><b>Friday</b></p> <p>It is Good Friday. Re-watch the Easter Story. <a href="https://www.bbc.co.uk/teach/class-clips-video/religious-studies-ks1-the-christian-story-of-easter/zhqv47h">https://www.bbc.co.uk/teach/class-clips-video/religious-studies-ks1-the-christian-story-of-easter/zhqv47h</a> You could</p> <ul style="list-style-type: none"> <li>- Write an Easter prayer</li> <li>- Draw a section of the story and write why it is important to Christians.</li> </ul>	<p><b>Happy Easter to everyone.</b></p> 

 <p><b>Second Easter Week →</b></p>	<p><b>Monday</b> Find your favourite story, it could be a traditional tale or something else you enjoy. Write a book review telling us:</p> <ul style="list-style-type: none"> <li>- The title of the book.</li> <li>- The author.</li> <li>- Why you like this story more than others.</li> </ul>	<p><b>Tuesday</b> Revisit your favourite story. Can you draw a section of the story and write why it is your favourite part? For example... 'I like the part with... because....'</p>												
<p><b>Wednesday</b> Can you draw the characters from the story, labelling and describing them. Think of the Gruffalo story by Julia Donaldson and the words she used to describe him, such as purple prickles.</p>	<p><b>Thursday</b> Go on Purple Mash, 2 create a story and have a go at retelling the story or making up your own story. You could draw the pictures then type a caption or a sentence. Remember to use the space bar.</p>	<p><b>Friday</b> Spend today finishing your Purple Mash book in 2 create a story. Remember to save it so we can have a look and leave you a comment.</p>												
<p><b>Maths</b> Number recognition Addition Subtraction</p> 	<p>Practise writing numbers 1-20 Find or make number cards, can you put them in order? Pick one card, can you say 1 more or 1 less? Compare two cards, pick two, which is more/fewer?</p> <p>Continue to look at addition and subtraction. You could do this with objects, sweets, dice. How many did you start with? Add some or take some away (or eat them) how many are left? Can you write this using our symbols -/=/+</p> <p>You could explore doubling. I have 2 sweets, if I double them, I get the same amount again, how many do I have now? Double _ = _</p> <p>Can you share objects fairly? Select a number of objects and remember 'one for me, one for you'. What happens if someone has more? What could you do?</p>	<p>Use the TopMarks website for maths games. We recommend:</p> <table border="0"> <tr> <td>Shape patterns</td> <td>Teddy numbers</td> </tr> <tr> <td>Underwater counting</td> <td>Coconut ordering</td> </tr> <tr> <td>Chinese dragon game</td> <td>Ladybird spots</td> </tr> <tr> <td>Toy shop money game</td> <td>Blast off</td> </tr> <tr> <td>Helicopter rescue</td> <td>Shape monsters</td> </tr> <tr> <td>Gingerbread man game</td> <td></td> </tr> </table> <p>Use Crickweb - Early Years section</p> <p>Use Purple Mash - follow these links: Home Maths - These games are most appropriate for Reception:</p>	Shape patterns	Teddy numbers	Underwater counting	Coconut ordering	Chinese dragon game	Ladybird spots	Toy shop money game	Blast off	Helicopter rescue	Shape monsters	Gingerbread man game	
Shape patterns	Teddy numbers													
Underwater counting	Coconut ordering													
Chinese dragon game	Ladybird spots													
Toy shop money game	Blast off													
Helicopter rescue	Shape monsters													
Gingerbread man game														

**Maths**  
Shape and money



Watch the 3d shape song  
<https://www.youtube.com/watch?v=hGD-omqAOPI>

Can you find any of these shapes around the house?  
Can you use the shapes to make a model with the theme of 'Easter'?

Explore coins. Watch the money song  
<https://www.youtube.com/watch?v=dFzAU3u06Ps>

Which coins can you find at home? Can you pretend to play shops? Can you buy toys or food using the correct coins?

2Count  
2Race  
Bond bubbles  
Funky platform  
Sequence snake

**Maths**  
Measure and time

Can you start each day by telling your family the day, date, weather? What was yesterday? What will tomorrow be?

Can you say the days of the week and months of the year in order? Which comes before/after?

Can you bake an Easter treat? Whilst cooking, consider which ingredient was heaviest/lightest? Can you use cups to measure ingredients? Was the cup full, half full, empty, nearly full?

Can you use positional language? Hide a toy or Easter Egg and describe where it is using language such as; behind, next to, in between, under, beside, on top, in front. See if someone can find it. Can you follow instructions to find an object too? You could number the eggs or objects to make sure you find them all.



**Purple Mash**

Purple Mash log in - lowercase first name, password is LR2019 or MR2019 (please see inside of your child's reading record)

Please save any work in either LR/MR class folder or in 'my work' (you do this by pressing the purple box with 3 white lines, top left corner)





If you check your alerts you can see when we have left a comment (top of the page)  
 Please try a range of activities and have a go at typing by yourself using your phonic knowledge. If your keyboard is upper case, remember that we have been learning the letter names with the sounds so you may remember some.

## Websites

### Twinkl home learning activities:

[www.twinkl.co.uk/offer](http://www.twinkl.co.uk/offer)

Code: UKTWINKLHELPS

### Phonics play website: the children are very familiar with these games

[new.phonicsplay.co.uk](http://new.phonicsplay.co.uk)

user name : march20

password: home

### lettersandsounds.com

The children are familiar with these games too.

### Crickweb - Early Years

<http://www.crickweb.co.uk/Early-Years.html>

### Geraldine the giraffe on Youtube

### PE with Joe Wicks daily - can be accessed on Youtube

<https://www.youtube.com/playlist?list=PLYCLoPd4VxBvQafyve889qVcPxYEjdSTI>

### Cosmic yoga for kids for 'stronger, wiser and calmer kids'. Wow!

<https://www.youtube.com/user/CosmicKidsYoga>

### Supermovers. BBC

<https://www.bbc.co.uk/teach/supermovers>

**Family challenge project for 2 weeks beginning 06.04.20:**

**Easter time ideas for the next 2 weeks. Use this sheet to tick off what you have done.**

### Activities



### Ideas for Indoor Activities

Build a den using chairs, tables, umbrellas, sheets etc.

Act out a well-known story or film. Use props, film it and watch it back as a family.

Scavenger hunt around the house. Click link below for an example.



Indoor scavenger  
hunt.docx

Make up a quiz based around an interest, for example, TV, films, books. Children could devise own quiz for family to play.

Make a family photo album using old photos from holidays, celebrations etc.

Make a music playlist and have a family disco (dress up optional).

Make paper airplanes and see who can fly them the furthest.

Play board games together. You could have a family tournament.

Bake together, try out new recipes. Daisy Bake has lots of online recipes to follow. <https://www.daisybake.com/Blog>

Expand an image. Glue a picture/photo onto the centre of a piece of paper and expand by drawing the background all around the picture.

Make a family happy time jar. Get an empty jar and write on small pieces of paper times that have made you happy. Put them in the jar and every so often you can look at them as a family.

Make a future fun jar. Think of things that you would like to do but can't do at the moment. Write them down and put them in the jar. When things go back to normal, open the jar and try to see how many of the ideas you can do.

Make a salt dough rainbow.

<https://www.learning4kids.net/2014/01/19/make-your-own-salt-dough-rainbow/>



## **Ideas for Outdoor Activities**

Build a den in the garden using natural materials.

Use big paint brushes to paint pictures on the patio, fence or brickwork with water.

Nature scavenger hunt.

<https://www.freekidscrafts.com/summer-scavenger-hunt/>



Nature I spy game.

<https://www.papertraildesign.com/free-printable-i-spy-nature-game/>



Magpie challenge. Collect 20 items but they must all fit in a shoebox.



Family art class. Find somewhere for you all to sit in the garden with drawing paper and pencils/pens/paints. Draw whatever you can see. Take time to look at each other's pictures, you'll be amazed at how different they are.

Regrow vegetables using the scraps left over from cooking.

<https://simplebites.net/how-to-regrow-vegetable-scraps/>



### Ideas for Outside Physical Activities

Make an obstacle course using anything you can find in the garden; chairs, tables, twigs, balls etc. You could run, cycle, jump or skip around the obstacles. Time yourself and see if you can beat your time. Who is the fastest in the family?

Make a target and mark with different points. Throw light objects such as sponge balls, bean bags or rolled up socks at the target and add up your score.

Physical activity such as keepy-uppies, bouncing a ball on a table tennis bat. See how many you can do before you drop the ball. Can you beat your score?

See how many star jumps, bunny hops or skips you can do in a minute. Can you keep beating your score?

Younger children might enjoy hopping up and down like a bunny, jumping around like a spring lamb and hopping on one leg / flapping their arms like a chick! How many times can they do each move? Record your scores on a chart, draw or write the name of the animal beside the scores.

Garden yoga. Make the pose of an animal. Here are some to try. Can you make some up of your own?  
<https://www.pinterest.co.uk/pin/467811480024972823/>



Make your own activity spinner (this could be used either inside or outside). Take it in turns to spin and do the activity the spinner lands on.

