








Reception Learning at home: week 2 beginning 30.03.20

Good morning everyone! 😊 This week we have given you a bit more help to get organised and a bit more to do. Remember to have fun, do **lots** of exercise and make time to relax and **laugh**. David Walliams is reading a story every day at 11am online. That's enough to make anyone smile! Grab a drink and a snack and sit and listen. <https://www.worldofdavidwalliams.com/elevenses/>
Please remember that reading should be done daily. Find any opportunities to count and look for shapes in the environment. Purple Mash log in - lowercase first name, password is LR2019 or MR2019 (please see inside of your child's reading record)

<p>Reading Online reading books can be found on: https://www.oxfordowl.co.uk/</p> <p>Decodable comics on http://www.phonicsplaycomics.co.uk/comics.html</p> <p>Practise reading tricky words</p> <p>Continue to share your reading with an adult and record all reading in some way.</p> <p>Continue to practise flashcards, ensuring you revisit previous sets too.</p>	<p>Read aloud to an adult every day. Focus on:</p> <ul style="list-style-type: none">• Decoding - can you sound out and blend the words aloud?• Expression - starting to use different voices to tell a story• Recognition of tricky words <p>Listen to a good book: https://www.worldofdavidwalliams.com/elevenses/ https://www.storylineonline.net/ https://www.stornory.com/</p>	<p>Talk with an adult about your book. Focus:</p> <ul style="list-style-type: none">• Predict what will happen at the end• Talk about 2 things that you like about the book• Can you retell the story in your own words? 
<p>Writing Handwriting</p> <p>Practise forming letters with a correct starting point and direction.</p> <p>Practise writing tricky words.</p> <p>Practise writing the words from your flashcards.</p>	<p>Explore the digraphs and trigraphs, writing them in words: sh, ch, th, ng, qu, ai, ee, igh, oa, oo, ar, or, air, er, ur, ure, ear, ow</p> <p>Write tricky words, spelling them correctly: Phase 2 - I, no, go, to, into, the Phase 3 - Me, he, we, she, be, they, all, are, was, my, her, you Phase 4 - Come, said, little, so, have, like, do, some, there, were, one, when, out, what</p>	

<p>Writing</p> <p>Please encourage your child to use their phonic knowledge to write. You can support them by saying words aloud, exaggerating sounds.</p>	<p>Monday</p> <p>Copy out your flash cards to develop your letter formation. Please try to sound out phonically regular words.</p>	<p>Tuesday</p> <p>Look at the diagraphs and trigraphs you have been learning (please see above). Can you recognise the sound? If your adult says a word or sentence with the diagraph or trigraph in, can you write it independently? Can you think of any other words containing these sounds?</p>												
<p>Remember:</p> <p>Capital letters at the start of a sentence</p> <p>Full stops at the end of a sentence</p> <p>Finger spaces between words</p> <p>Lower case letters</p> <p>Clear formation</p> <p>Holding your pencil correctly.</p>	<p>Wednesday</p> <p>Write the tricky words you have been learning in phonics. Please see above for the different phases.</p> <p>Read them first, cover them, then practise writing them. You could have a go at putting them in to a sentence.</p>	<p>Thursday</p> <p>Choose an object from around your house. Can you write a sentence about it? Can you draw it and label it? Use your phonic knowledge. Say the word or sentence aloud then write the sounds you can hear.</p>												
<p>Use Purple Mash - follow these links:</p> <p>Home</p> <p>English - these are most appropriate</p> <p>for Reception:</p> <p>2Create a story</p> <p>2Publish and 2Publish plus</p> <p>2Handwrite</p> <p>Phonics</p>	<p>Friday</p> <p>Pick your best reading book from this week and give it a score out of 10.</p> <p>Write down why you liked this story</p> <p>You could draw your favourite character too.</p>													
<p>Maths</p> <p>Number recognition</p> <p>Addition</p> <p>Subtraction</p> 	<p>Make your own sums with dice. Online dice here:</p> <p>https://www.curriculumbits.com/prodimages/details/maths/mat0005.html</p> <ul style="list-style-type: none"> Roll a dice twice and add - can you write this as a number sentence remembering the symbols +/=/= <p>Pick a teen number card and count out that number of objects such as past. Roll a dice and take that many objects away. Can you record this as a subtraction?</p>	<p>Use the TopMarks website for maths games.</p> <p>We recommend:</p> <table border="0"> <tr> <td>Shape patterns</td> <td>Teddy numbers</td> </tr> <tr> <td>Underwater counting</td> <td>Coconut ordering</td> </tr> <tr> <td>Chinese dragon game</td> <td>Ladybird spots</td> </tr> <tr> <td>Toy shop money game</td> <td>Blast off</td> </tr> <tr> <td>Helicopter rescue</td> <td>Shape monsters</td> </tr> <tr> <td>Gingerbread man game</td> <td></td> </tr> </table> <p>Use Crickweb - Early Years section</p>	Shape patterns	Teddy numbers	Underwater counting	Coconut ordering	Chinese dragon game	Ladybird spots	Toy shop money game	Blast off	Helicopter rescue	Shape monsters	Gingerbread man game	
Shape patterns	Teddy numbers													
Underwater counting	Coconut ordering													
Chinese dragon game	Ladybird spots													
Toy shop money game	Blast off													
Helicopter rescue	Shape monsters													
Gingerbread man game														

	<p>Practise writing numbers 1-20 If your grown up makes you number cards, can you put them in order? Can you say 1 more and 1 less than a given number?</p>	<p>Use Purple Mash - follow these links: Home Maths - These games are most appropriate for Reception: 2Count 2Race Bond bubbles Funky platform Sequence snake</p>
<p>Maths Shape and money</p> 	<p>Watch the 3d shape song https://www.youtube.com/watch?v=hGD-omqAOPi</p> <p>Can you find any of these shapes around the house? Can you name them and describe them?</p> <p>Watch the money song https://www.youtube.com/watch?v=dFzAU3u06Ps</p> <p>Which coins can you find at home? Can you order them from the lowest value to the highest?</p>	
<p>Maths Measure and time</p>	<p>Can you start each day by telling your family the day, date, weather? What was yesterday? What will tomorrow be?</p> <p>Can you say the days of the week and months of the year in order? Which comes before/after?</p> <p>Can you use a ruler or cubes to measure the length of objects round your house? Which is longest/shortest? Can you record the length?</p> <p>Can you use cups to show different capacities such as full, half full, empty, nearly full?</p>	

Themes for EYFS children

Spring

You could:

- Discuss seasonal changes, how do we know when spring has started? What would we see outside? Which season is next?
- Do an observational drawing of spring flowers and label the parts.
- Plant seeds and watch them grow then write about what they need to grow.
- Create a spring collage using natural or found materials.



- Write a spring prayer

Easter

You could:

- Discuss the Easter story and its significance for Christians.
- Create an Easter garden.
- Write an Easter prayer.
- Make Easter cards and write messages inside.
- Go on an Easter egg hunt, using positional language to describe where you found the eggs.



Family challenge project for the week beginning 30.03.20: Animals again! Make something amazing.

What really interests you about this theme? Here are some ideas to get you thinking.

You could:

- Be a scientist and look at grouping, classifying, habitats, food chains, animal life cycles or more. This could include classifying by animals with fur, feathers, scales, or where they live.
- Make a fact file.
- Write poems
- Look at animals and their babies. Can you talk about similarities and differences between the adult and their young? Can you use the correct terminology for the young animals?
- Use your exercise book to draw a detailed picture of your favourite animal and write labels or a sentence to go with it.
- Research an endangered species or your favourite animal. If you choose to research your favourite animal, you could write why you like it.
- Make a food chain
- Create a life cycle of an animal, such as butterflies or frogs
- Create a habitat
- Make a model / a poster / a stop animation about your animal on the ipad
- Write a story / adventure / diary
- Be an artist and create a fantastic mini or mega artwork

Twinkle home learning activities:

www.twinkl.co.uk/offer

Code: UKTWINKLHELPS

Phonics play website: the children are very familiar with these games

new.phonicsplay.co.uk

user name : march20

password: home

lettersandsounds.com

The children are familiar with these games too.

Crickweb - Early Years

<http://www.crickweb.co.uk/Early-Years.html>

Geraldine the giraffe on Youtube

PE with Joe Wicks daily - can be accessed on Youtube

<https://www.youtube.com/playlist?list=PLYCLoPd4VxBvQafyve889qVcPxYEjdSTI>

Cosmic yoga for kids for 'stronger, wiser and calmer kids'. Wow!

<https://www.youtube.com/user/CosmicKidsYoga>

Supermovers. BBC

<https://www.bbc.co.uk/teach/supermovers>

1. 30.03.20 Reception weekly grid 2 for website